



BLS WORLD SCHOOL,GREATER NOIDA(WEST)

CLASS-I

SUMMER ASSIGNMENT-2020

Dear Parents,

Summer is back here with a splash, bringing with it the best time for you. Best time i.e. HOLIDAYS and holidays are nothing but play and play. But what about the hot summer afternoons? They don't want to sleep but then what? We have assigned some assignments to help the children grow and learn through play while they remain indoors.

PHYSICAL DEVELOPMENT:

- *Provide ample opportunities to your child and help him/her to learn in a playful manner.**
- * Scribbling, colouring are the best activities to develop the muscles.**
- * Encourage children to play games like throw and catch the ball, cricket or any other game of their choices in the evening.**

SOCIAL SKILLS :

We, at school, always aspire to put in our best efforts for the overall personality development of your children. This is done right from the beginning when these children are like clay in our hands. Like a potter works on his wheel to mould perfect objects, we try to mould them to make perfect individuals. But we can't achieve without your co-operation. Please try to spend quality time with them. We have some suggestions as to how you can keep your ward occupied during the summer break .

- Be a Friend: Play games with your child – like Ludo, Carromboard, and Scrabble.**
- Develop motor skills: Let your child indulge in activities like mashing potatoes, clay moulding, shelling out peas etc. These activities will help in making their motor skills strong.**
- Innovative Learning: Teach words and numbers in an innovative manner.**
- Sharpen Memory: Put a few things on a tray, show the tray to your child for a while then cover the tray and ask your child to name the objects which were on the tray. This activity will help in enhancing the memory of your child.**

Converse with your child in English. Let's encourage the children to use simple words, phrases and sentences like-

- *May I come in ?*
- *May I drink water?*
- *I am feeling hungry.*
- *I am feeling thirsty.*
- *Mom, please give me something to eat.*
- *Please give me a glass of water.*
- *Please trim my nails.*
- *Please tell me a story.*
- *Can I watch T.V.?*
- *Can I go to the park?*
- *I am feeling sleepy.*

Use of magic words like excuse me, sorry, thanks, please

You are also advised to do the following:

- 1. Do practice for handwriting for English and Hindi everyday. (2 pages)*
- 2. Learn tables of 2 to 10 and revise daily.*
- 3. Make a poster with a slogan on the topic " Experience during lockdown-Covid19"*
- 4. Draw a poster on A4 Sheet on "I miss going to school"*
- 5. Make a "Thank you card"with a message for the brave fighters of covid19who helped us to stay safe.*
- 6. Best out of waste: Make any one useful thing from any waste material in the house.*

NOTE: All the students will be awarded marks on the above activities on re-opening of school .Best entry on poster from each class will be awarded prize.

Regards,

STAY HOME, STAY SAFE.....

SUBJECT- ENGLISH

NAME:

CLASS:

THERE ARE 5 VOWELS

a e i o u



All the other letters of the alphabet are called consonants

Write at least two more words beginning with each letter:

- a ,ant, apple,.....**
- b, ball, bat,**
- c , comb ,.....**
- d ,den,.....**
- e, egg,.....**
- f, folk,.....**
- g, girl,.....**
- h, hat,.....**
- i, ice,.....**
- J, jug ,.....**
- k ,kite,.....**
- l, lemon,.....**
- m, mug,.....**
- n,nest,.....**
- o, orange,.....**
- P, pot,.....**
- q, queen,.....**
- r, rose,.....**
- s, sun,.....**
- t, tiger,.....**

u, uncle,.....

v, vase,.....

w, word,.....







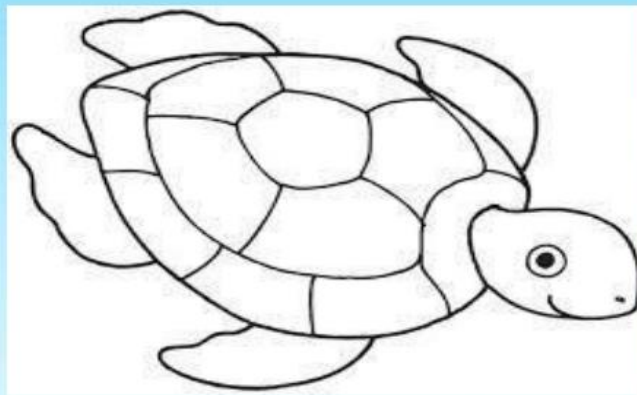
x, Xmas tree,.....

y, yacht,.....

z, zebra,.....

Write any two 'sh' words in the baby turtles.

*



Naming words of people, animals, places and things are called nouns.

Identify & circle all the pictures that names things.



Apple



Girl



Pen



Den



Ball



Deer



Chair



Lion



Home



Cup



Boy



Orange

BIG OUT OF SMALL

Making words is always fun .To enhance your vocabulary, you can play vocabulary games which will create interest and even help you to memorize the words. It's going to be great fun to

identify small words out of a given big word .An example is given for your reference. So let's dive into the pool of big words and hunt for some small words.

Butterfly

Fly

But

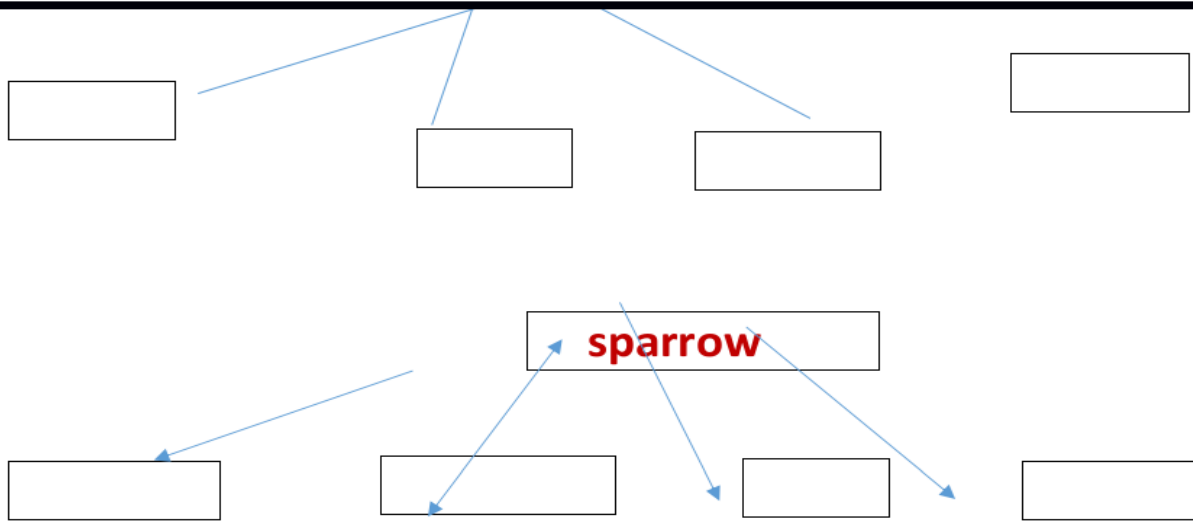
Butter

Now let's try and make words from the given words.

Vegetable

another

kitten



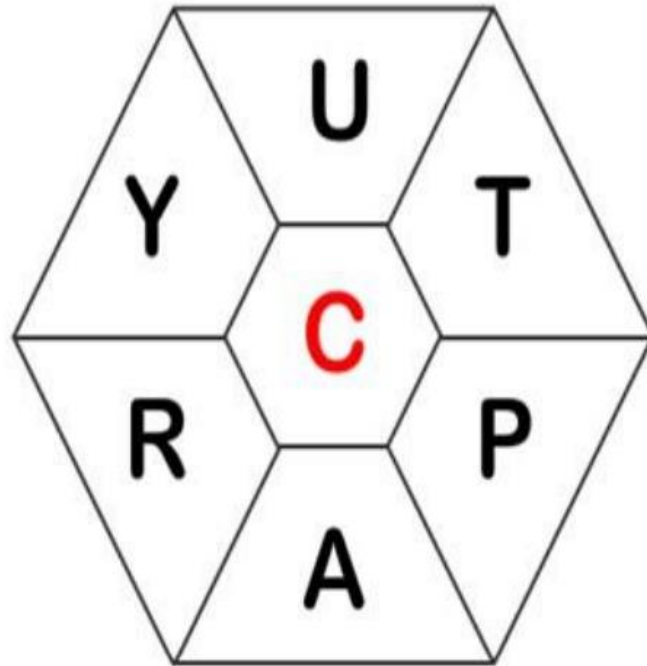
ACTIVITY:

***Draw and colour the pictures of any two corona warriors who are helping us in this pandemic situation of covid19 .Eg. Doctors, policeman, Teachers, Nurses, etc.**

***Draw and colour any one of your favourite cartoon character on A4 Sheet.**

Make a new word by combining the letters in the hexagon.

The central red letter should be kept common every time.



| | | |
|--|--|--|
| | | |
|--|--|--|

| | | |
|--|--|--|
| | | |
|--|--|--|

| | | |
|--|--|--|
| | | |
|--|--|--|

| | | |
|--|--|--|
| | | |
|--|--|--|

ABCDEFGHIJKLMNOPQRSTUVWXYZ

Articles

Q. Fill in the blanks with correct articles.

A

An



___ orange.



___ car.



___ watermelon.



___ broccoli.



___ lamb.



___ ship.



___ eggplant.



___ bag.



___ onion.

Subject-EVS

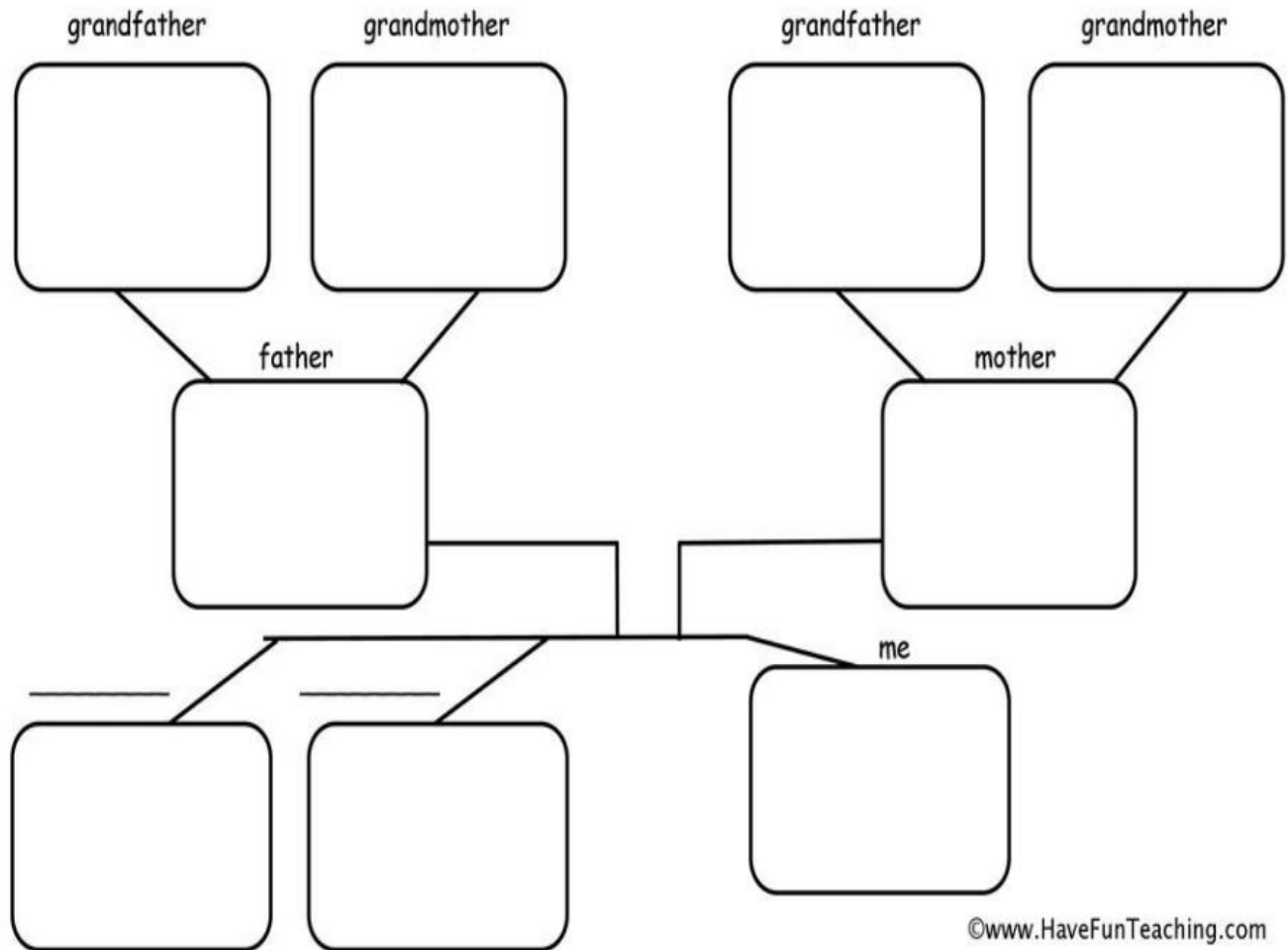
Class-I

Paste pictures of family members in the family Tree



Name: _____

My Family Tree



FO2/1

Self Introduction

What's your name?

Hello! My name is _____.



How old are you?

I am _____ years old.



How are you?

I'm _____.



Where are you from?

I'm from _____.



Where do you live?

I live in _____.



What school do you go to?

I go to _____ school.

What subject do you like?

I like _____.




What subject don't you like?

I don't like _____.



That's me!

Travel is so much fun, Let's follow the given instructions to colour the vehicles.



- 1. Color the plane green.**
- 2. Color the car orange.**
- 3. Color the hot air balloon yellow.**
- 4. Color the train black.**
- 5. Color the boat blue.**
- 6. Color the blimp purple.**
- 7. Color the bike red.**
- 8. Color the helicopter brown.**

Draw and colour the form of travel that you like the most.



They help me a lot!!



“

- I can _____ and _____ with my nose.
- I can _____ and _____ with my hands.
- I can _____ and _____ with my mouth.
- I can _____ and _____ with my eyes.
- I can _____ and _____ with my ears.

HELP BOX

| | | | | |
|-------|-------|------|--------|---------|
| write | smell | see | pierce | breathe |
| clap | speak | hear | wink | eat |

ACTIVITY :

- **Draw a beautiful house on A4 Sheet and color it.**
- **Draw and color any three things that you can taste on A4 sheet.**

Subject -Maths

* LEARN COUNTING 1 TO 100.

* LEARN NUMBER NAMES 1 TO 30.

Numbers to 50: Before, After, Between

| What comes before? | |
|--------------------|----|
| | 4 |
| | 6 |
| | 12 |
| | 16 |
| | 23 |
| | 28 |
| | 34 |
| | 39 |
| | 42 |
| | 47 |
| | 50 |

| What comes after? | |
|-------------------|--|
| 6 | |
| 9 | |
| 13 | |
| 16 | |
| 23 | |
| 28 | |
| 31 | |
| 36 | |
| 42 | |
| 44 | |
| 47 | |

| What comes between? | | |
|---------------------|--|----|
| 5 | | 7 |
| 8 | | 10 |
| 12 | | 14 |
| 15 | | 17 |
| 22 | | 24 |
| 25 | | 27 |
| 29 | | 31 |
| 33 | | 35 |
| 38 | | 40 |
| 43 | | 45 |
| 48 | | 50 |



Name: _____

Spelling Numbers up to 20

Name: _____ Score: _____

Write the following numbers in words



3 _____ 20 _____

12 _____ 11 _____

8 _____ 10 _____

17 _____ 18 _____

16 _____ 13 _____

15 _____ 7 _____

19 _____ 14 _____

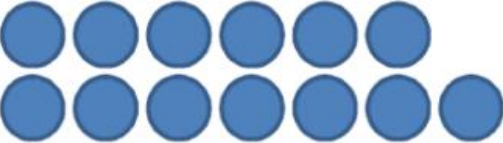







Name _____

Date _____



COUNTING OBJECTS TO 30 SHEET 1C

Count the number of objects in each picture.

| | |
|---|--|
| 1)  How many? _____ | 2)  How many? _____ |
| 3)  How many? _____ | 4)  How many? _____ |
| 5)  How many? _____ | 6)  How many? _____ |
| 7)  How many? _____ | 8)  How many? _____ |

Write each missing number.

| | | | | | | | |
|----|--|----|----|----|--|--|----|
| 1 | | 3 | | 5 | | | 8 |
| 9 | | 11 | | 13 | | | 16 |
| 17 | | 19 | | 21 | | | 24 |
| 25 | | 27 | | 29 | | | 32 |
| 33 | | 35 | | 37 | | | 40 |
| 41 | | 43 | | 45 | | | 48 |
| | | | 49 | 50 | | | |

ACTIVITY:

Make four addition or subtraction cards of the size 3''by 5''using coloured A4 Sheet. Paste the picture of your favourite cartoon character you like the most on one side and on the other side write addition or subtraction questions.

One example is given for your reference.



$$\begin{array}{r} 2 \\ + \\ 4 \\ \hline \\ \hline \end{array}$$

Fill in the missing number in the grid:

| | | | | | | | | | |
|----|--|--|----|---|----|---|----|----|--|
| | | | | | | | | 9 | |
| | | | | | | | 18 | | |
| | | | | 5 | | 7 | 8 | | |
| | | | 14 | | 16 | | | | |
| 11 | | | | | | | | 19 | |
| 10 | | | | | | | | 18 | |
| 2 | | | | | 7 | | | 10 | |

| | | | | | | | | | |
|---|--|--|--|--|--|----|----|--|--|
| 9 | | | | | | 15 | 16 | | |
|---|--|--|--|--|--|----|----|--|--|

Draw balls for each number to find which number is greater in each group. Colour the balls drawn for the greatest number.

| | |
|---|--|
| 4 | |
| 7 | |
| 5 | |
| 8 | |

Draw stars for each number to find out which number is smaller in each group. Colour the stars drawn for the smallest number.

| | |
|---|--|
| 8 | |
| 5 | |
| 7 | |
| 9 | |

हिंदी

नाम _____

कक्षा - 1

चित्र देखकर उसके नाम के पहले वर्ण से रेखा खींचकर मिलाओ -



क

ष

र

ब

उ


ध

आ

स

घ

थ



‘ई’ की मात्रा

(ई की मात्रा -‘ी’ वर्ण के बाद लगती है - की , खी ,गी —।)

सही वर्ण में ई (ी) की मात्रा लगाकर चित्रों के नाम लिखो :-



ता +ल-



गा +ड़-



चा +भ-



ल- +च-



डा +ल-



मा +ल-



स- +ता



र- +ढ़



ना +न-

वर्णमाला— 'अ' की मात्रा

चित्र की जगह सही शब्द लिखकर वाक्य फिर से लिखो

1



पर उछल उछल कर मत चल।

2



कदम चल कर



भर।

3



रखकर



चख।

4



मत पकड़।




कर।

पेड़ पर लिखे शब्दों में आ की मात्रा वाले शब्द छाँटकर उन पर

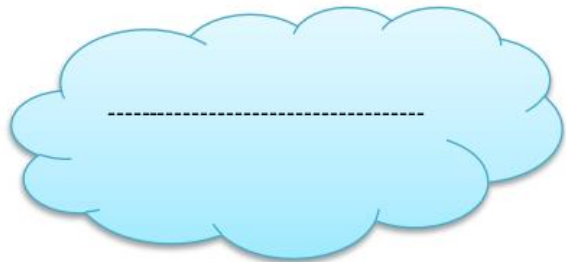
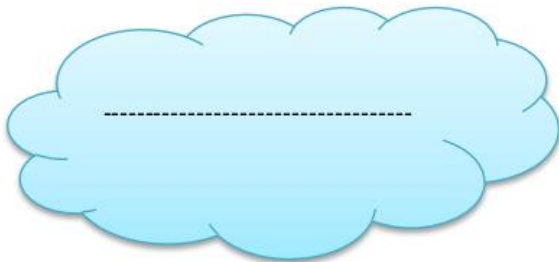
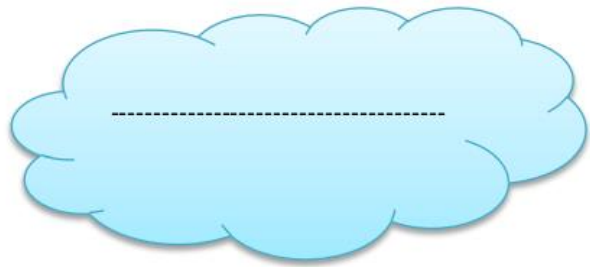
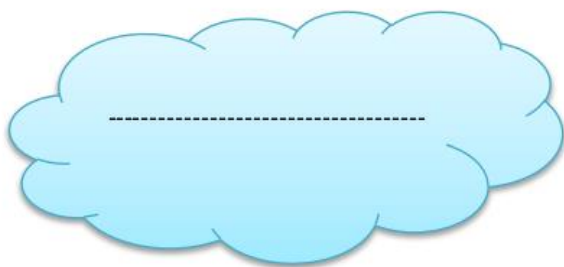
गोला ○ लगाइए—



शरीर के अंगों के नाम लिखिए—



चार स्थानों के नाम लिखिए जिनमें 'आ' की मात्रा आती हो—



'आ' की मात्रा जोड़कर नए शब्द बनाइए—

1. ब...दल —

2. तबल... —

3. र...ज... —

4. घ...स —

5. ब...लक —

6. प...लक —

7. टम..टर —

8. ग...जर —

9. अखब...र —

10. मह..र..ज.. —



आपको खाने में क्या-क्या पसंद है, लिखिए-




चित्र देखकर पालतू जानवर को पहचाने और उस पर गोला लगाएं, दिए गए स्थान पर उनके नाम लिखें।




Blank space for writing the names of the animals.

दिए गए पतंग के चित्र में 'प' व्यंजन से शुरू होने वाले चार चित्र
चिपकाइए—



दिए गए चित्रों को पहचान कर उनके नाम लिखिए व रंग भरिए—



अ.....



आ.....




इ.....




उ.....

रचनात्मक कार्य

दिए गए फलों के चित्र एक चार्ट पर बनाइए व उनके नाम लिखिए—



अंगूठे की सहायता से ए-4 शीट पर चित्र बनाइए—



SELF ENRICHMENT ACTIVITY

**"Reading is essential for those who seek to rise above the ordinary."
(Jim Rohn)**



**"TODAY A READER, TOMORROW A LEADER"
(Margaret Fuller)**

<https://www.kidsgen.com>
<https://youtu.be/tQLfpFjp67Q>



<https://youtu.be/aSqMPNdomg0>
<https://youtu.be/oc4QS2USKmk>
<https://youtu.be/970YLBkSEc>
<https://youtu.be/hq3yfQnllfQ>

<https://youtu.be/nh6PGxDn3eE>
<https://youtu.be/-JRSXV1i4C0>
https://youtu.be//9cVDR2_aHys



MATHS PUZZLES



<https://youtu.be/LwGS-wg02gQ>
<https://youtu.be/dtslYJLLYs0>
<https://youtu.be/tjOzX08kP2E>

DANCE

https://youtu.be/YseOZpS_ZAc
<https://youtu.be/pfAjmBXyw2c>
<https://youtu.be/qJNSOte9h4l>



<https://youtu.be/cZdo2e8K29o>
<https://youtu.be/YxZRo4zVfIk>
<https://youtu.be/YwL1cJvdSD4>

ORIGAMI

Things to be kept in mind while making the project:

1. **Parents are requested to provide appropriate guidance only.**
2. **Only the material which is available at home should be used.**
3. **Be as creative as possible.**
4. **Your project will be assessed on the basis of creativity, content, its presentation (neatness and arrangement) and timely submission.**

**LOOKING FORWARD TO GREET YOU AT
COVID 19 FREE SCHOOL CAMPUS..**



HAPPY HOLIDAYS KIDS!!!

