



BLS
WORLD SCHOOL
विद्या सलोकं सिद्धये EDUCATION FOR LIFE

SUMMER HOLIDAY HOMEWORK

SESSION 2020-21

CLASS- 2

As you do your homework,

sing it along:

Lazy lazy summer days,

unwind slowly, sun ablaze,

sweetly scented air abounds,

LET'S HAVE SOME FUN AND JUMP AROUND!

Dear Parents,

Summer is back here with a splash, bringing with it the best time for you. Best time i.e. HOLIDAYS and holidays are nothing but play and play. But what about the hot summer afternoons? They don't want to sleep but then what? We have assigned some assignments to help the children grow and learn through play while they remain indoors.

PHYSICAL DEVELOPMENT:

****Provide ample opportunities to your child and help him/her to learn in a playful manner.***

**** Scribbling, colouring and are the best activities to develop the muscles.***

**** Encourage children to play games like throw and catch the ball, cricket or any other game of their choices in the evening.***

SOCIAL SKILLS :

We, at school, always aspire to put in our best efforts for the overall personality development of your children. This is done right from the beginning when these children are like clay in our hands. Like a potter works on his wheel to mould perfect objects, we try to mould them to make perfect individuals. But we can't achieve without your co-operation. Please try to spend quality time with them. We have some suggestions as to how you can keep your ward occupied during the summer break .

• Be a Friend: Play games with your child – like Ludo, Carromboard, and Scrabble.

• **Develop motor skills:** Let your child indulge in activities like mashing potatoes, clay moulding, shelling out peas etc. These activities will help in making their motor skills strong.

• **Innovative Learning:** Teach words and numbers in an innovative manner.

• **Sharpen Memory:** Put a few things on a tray, show the tray to your child for a while then cover the tray and ask your child to name the objects which were on the tray. This activity will help in enhancing the memory of your child.

1.* Practice

English-cursive handwriting, *Hindi -Sulekhmala* -two pages everyday.

2.* Learn *" Tables" from 2 to 20* and revise daily.

3.* Make a poster with few slogans and one-liners on the topic *"Experience during lockdown - Covid 19".*

4.* Draw a poster on A4 size sheet on any of the topic -

(a) Planet Earth during *Covid 19.

(b) I miss going to school.

5.* Make a *"Thank you card"* with a message for the brave fighters of Covid 19 who helped us to stay safe i.e., the *doctors* & *policeman*.

6*. *Best out of waste*

Make any one useful thing from any waste material in the house.

Note- All the students will be awarded marks on the above activities on re- opening of school. Best entry on poster from each class will be awarded prize.

Regards,

Stay home, stay safe."

Parents are requested to go through with the activity mentioned:

Subject	Task	Activity
English	<p>Learn all the topics which has covered in the class</p> <ol style="list-style-type: none">1) This, that, these and those2) Singular and Plural3) Nouns and types of nouns4) Sentences5) The Little Plant (Poem)	<p>Make 2 new words from the following words first in A4 sheet ex is given for you.</p> <p>Example : Important - Ant, Import</p> <p>Airplane, Airport, Angelfish, Antfarm, Ballpark, Beachball, Candlestick, Car wash, Cartwheel, Catfish, Caveman, Chocolate chip, Firecracker, Firefighter, Firefly, Firework, Fishbowl, Fisherman</p>
Maths	<ol style="list-style-type: none">1) Learn tables 1-102) Learn Counting 1- 1000 <p>Learn and practice all the topics which has covered in the class.</p>	<p>Students have to make the working multiplication wheel of any one table of your choice. You can take help from the below link given.</p> <p>https://youtu.be/c-vSEDOYKXA</p>

SUMMER HOLIDAY HOMEWORK

ENGLISH WORKSHEET

Q1. Categorize the noun in person place animal or thing

Look at the picture and write the noun words into the correct categories.



postman



elk



painter



gaviel



iguana



desert



river



police-station



ice-cream



jar



lifeguard



keys

Person

Things

Places

Animals

(a) _____

(a) _____

(a) _____

(a) _____

(b) _____

(b) _____

(b) _____

(b) _____

(c) _____

(c) _____

(c) _____

(c) _____

Q2. Arrange the following group of words to make complete sense.

1. flower beautiful a rose this is
2. Dog an pet is animal.
3. peacock the is.
- 4 Umbrella pretty my is very.
5. Lion animal is the.
6. Doctor medicine us gives the.

Q3. Identify Proper Noun and Common Noun

Proper Nouns	Common Nouns

Santa Claus	cat	Miss Smith
sister	Max	boy
teacher	California	Jane

Q5. Fill in the blanks with suitable word this, that, these and those

Activity

Complete with this, that, these or those:

1. _____ are pears.



2. _____ is a pomegranate.



3. _____ are melons.



4. _____ is a strawberry.



5. _____ are tangerines.



6. _____ are grapes.



7. _____ is an apple.



8. _____ is a pineapple.



9. _____ are cherries.



10. _____ is a lemon.



Q6. Add 's' and 'es' to make the nouns plural.

Singular and Plural Nouns

A singular noun names one person, place, or thing.

A plural noun names more than one person, place or thing.

Add an s to many singular nouns to make them plural.

Add es to singular nouns that end with sh, ch, x, z, and s to make them plural.

→ Write the plural form of the nouns below.

1. dish _____ 2. goat _____

3. peach _____ 4. book _____

5. chair _____ 6. box _____

7. door _____ 8. bus _____

9. stove _____ 10. lunch _____

11. brush _____ 12. light _____

13. sink _____ 14. lamp _____

15. porch _____ 16. frame _____

Q7..Find the words from this puzzle.

Dolch Words Puzzle

always around because been before best your



SUMMER HOLIDAY HOMEWORK

MATHS HOMEWORK

Q1. Complete the following questions from the given hints :

162	328	273	184
680	204	127	95
755	827	951	616

In the table, can you find...?

A number between 100 and 150.	127
A number between 900 and 1000.	
A number smaller than 100.	
A number between 300 and 400.	
A number that has 6 tens.	
A number that has 5 ones.	
A number that has 6 hundreds.	
A number that has 2 digits the same.	
A number with no tens.	



Remember 453 is 4 hundreds, 5 tens and 3 ones.

Q2. write the smallest and greatest number in each set and also arrange them in ascending order



	Smallest	Greatest	Ascending Order
1, 3, 5, 4	<input type="text"/>	<input type="text"/>	<input type="text"/> <input type="text"/> <input type="text"/> <input type="text"/>
3, 0, 7, 2	<input type="text"/>	<input type="text"/>	<input type="text"/> <input type="text"/> <input type="text"/> <input type="text"/>
9, 8, 5, 1	<input type="text"/>	<input type="text"/>	<input type="text"/> <input type="text"/> <input type="text"/> <input type="text"/>
6, 7, 4, 0	<input type="text"/>	<input type="text"/>	<input type="text"/> <input type="text"/> <input type="text"/> <input type="text"/>
5, 9, 2, 1	<input type="text"/>	<input type="text"/>	<input type="text"/> <input type="text"/> <input type="text"/> <input type="text"/>
3, 6, 10, 8	<input type="text"/>	<input type="text"/>	<input type="text"/> <input type="text"/> <input type="text"/> <input type="text"/>
7, 4, 0, 2	<input type="text"/>	<input type="text"/>	<input type="text"/> <input type="text"/> <input type="text"/> <input type="text"/>

Q3. Write $>$, $<$ or $=$

Fill in the blanks using $>$ or $<$ or $=$

16



14

23



20

33



37

29



29

43



49

42



41

48



36

25



40

38



38

42



48

28




19

20



18

Q4. Ordinal Numbers - Write the answer and colour them.



If the cat is the first animal...

- 1) Which animal is third? _____
- 2) What place is the frog in? _____
- 3) What place is the dog in? _____
- 4) Which animal is fifth? _____
- 5) Which animal is last? _____
- 6) Color the 4th animal yellow.
- 7) Color the 1st animal orange.
- 8) Color the 6th animal green.
- 9) Color the 2nd animal brown.
- 10) Color the 5th animal grey.
- 11) Color the 3rd animal red.

Q5. Write the place value of the underlined digit.

<u>1</u> 54	<u>50</u>	4 <u>4</u> 7	<u>7</u>	<u>8</u> 43	<u>800</u>
3 <u>4</u> 5	_____	<u>8</u> 94	_____	3 <u>3</u> 4	_____
6 <u>7</u> 4	_____	<u>2</u> 53	_____	4 <u>4</u> 6	_____
4 <u>5</u> 1	_____	<u>3</u> 76	_____	<u>6</u> 25	_____
8 <u>5</u> 5	_____	54 <u>2</u>	_____	<u>1</u> 68	_____
<u>3</u> 69	_____	1 <u>6</u> 4	_____	7 <u>3</u> 8	_____
<u>4</u> 09	_____	3 <u>8</u> 9	_____	7 <u>9</u> 9	_____
7 <u>0</u> 7	_____	<u>3</u> 28	_____	8 <u>4</u> 8	_____

Q6.. Draw the missing dots in the dice

$$\begin{array}{l} \square + \begin{array}{|c|} \hline \bullet \\ \hline \end{array} = \begin{array}{|c|} \hline 9 \\ \hline \end{array} \\ \begin{array}{|c|} \hline \bullet \\ \hline \end{array} + \square = \begin{array}{|c|} \hline 6 \\ \hline \end{array} \\ \begin{array}{|c|} \hline \bullet \\ \bullet \\ \hline \end{array} + \square = \begin{array}{|c|} \hline 11 \\ \hline \end{array} \\ \square + \begin{array}{|c|} \hline \bullet \\ \bullet \\ \hline \end{array} = \begin{array}{|c|} \hline 7 \\ \hline \end{array} \\ \begin{array}{|c|} \hline \bullet \\ \hline \end{array} + \square = \begin{array}{|c|} \hline 3 \\ \hline \end{array} \\ \square + \begin{array}{|c|} \hline \bullet \\ \bullet \\ \hline \end{array} = \begin{array}{|c|} \hline 10 \\ \hline \end{array} \\ \square + \begin{array}{|c|} \hline \bullet \\ \bullet \\ \bullet \\ \hline \end{array} = \begin{array}{|c|} \hline 12 \\ \hline \end{array} \\ \begin{array}{|c|} \hline \bullet \\ \bullet \\ \hline \end{array} + \square = \begin{array}{|c|} \hline 4 \\ \hline \end{array} \\ \square + \begin{array}{|c|} \hline \bullet \\ \bullet \\ \hline \end{array} = \begin{array}{|c|} \hline 8 \\ \hline \end{array} \\ \square + \begin{array}{|c|} \hline \bullet \\ \bullet \\ \bullet \\ \hline \end{array} = \begin{array}{|c|} \hline 9 \\ \hline \end{array} \end{array}$$

$$\begin{array}{l} \begin{array}{|c|} \hline \bullet \\ \hline \end{array} + \square = \begin{array}{|c|} \hline 4 \\ \hline \end{array} \\ \square + \begin{array}{|c|} \hline \bullet \\ \bullet \\ \hline \end{array} = \begin{array}{|c|} \hline 11 \\ \hline \end{array} \\ \begin{array}{|c|} \hline \bullet \\ \bullet \\ \hline \end{array} + \square = \begin{array}{|c|} \hline 7 \\ \hline \end{array} \\ \begin{array}{|c|} \hline \bullet \\ \hline \end{array} + \square = \begin{array}{|c|} \hline 2 \\ \hline \end{array} \\ \square + \begin{array}{|c|} \hline \bullet \\ \bullet \\ \hline \end{array} = \begin{array}{|c|} \hline 10 \\ \hline \end{array} \\ \square + \begin{array}{|c|} \hline \bullet \\ \bullet \\ \hline \end{array} = \begin{array}{|c|} \hline 8 \\ \hline \end{array} \\ \begin{array}{|c|} \hline \bullet \\ \bullet \\ \hline \end{array} + \square = \begin{array}{|c|} \hline 5 \\ \hline \end{array} \\ \square + \begin{array}{|c|} \hline \bullet \\ \bullet \\ \hline \end{array} = \begin{array}{|c|} \hline 6 \\ \hline \end{array} \\ \square + \begin{array}{|c|} \hline \bullet \\ \bullet \\ \hline \end{array} = \begin{array}{|c|} \hline 9 \\ \hline \end{array} \\ \begin{array}{|c|} \hline \bullet \\ \bullet \\ \hline \end{array} + \square = \begin{array}{|c|} \hline 7 \\ \hline \end{array} \end{array}$$

Q7. Brain Teaser

II) Brain Teaser

110	809	436	999	429	545	677	500
390	981	541	234	123	632	549	899

Find the numbers from the grid given above:

- i) A number in which all the digits are same _____
- ii) A number that has 6 in the hundreds place _____
- iii) A number in which the digit in hundreds house and ones house is same _____
- iv) A number that has 0 in the tens and in the ones house _____
- v) A number that comes between 109 and 111 _____



SUMMER HOLIDAY HOMEWORK

EVS HOMEWORK

Q1. Fill the missing letters of the body part and solve the puzzle.


Body parts crossword

Across


1. a _ _ 

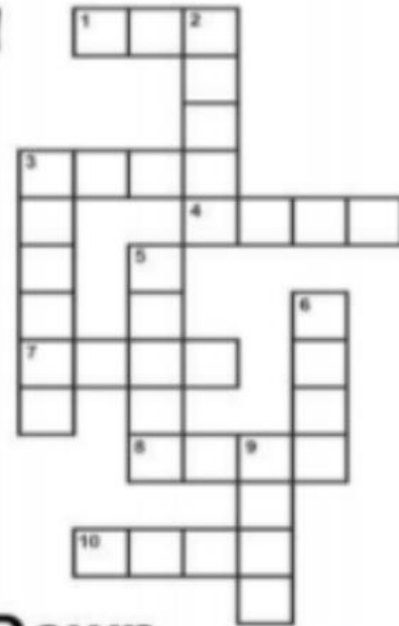
3. f _ _ t 

4. h _ i _ 

7. e _ _ s 


8. h _ _ d 


10. e _ r _ 





Down

2. m _ _ t _ 

3. f _ _ g _ r 

5. t _ _ th 

6. h _ _ d 

9. n _ s _ 

Q2. Complete the following:

My Body

Rearrange the letters to find the names of Body parts

- | | | | |
|---|--------------|---|-----------|
| A | rea..... | E | gel..... |
| B | ahnd..... | F | yees..... |
| C | oens..... | G | daeh..... |
| D | infegsr..... | H | cnek..... |

Fill in the blanks


- A We can run with this part of body.....
- B Total number of fingers in one hand.....
- C Total number of toes an both legs.....
- D We can see anything with this body part.....
- E We can lift any object with this body parts.....

Draw the followings

- A Eyes
- B Ears
- C Nose
- D Hand

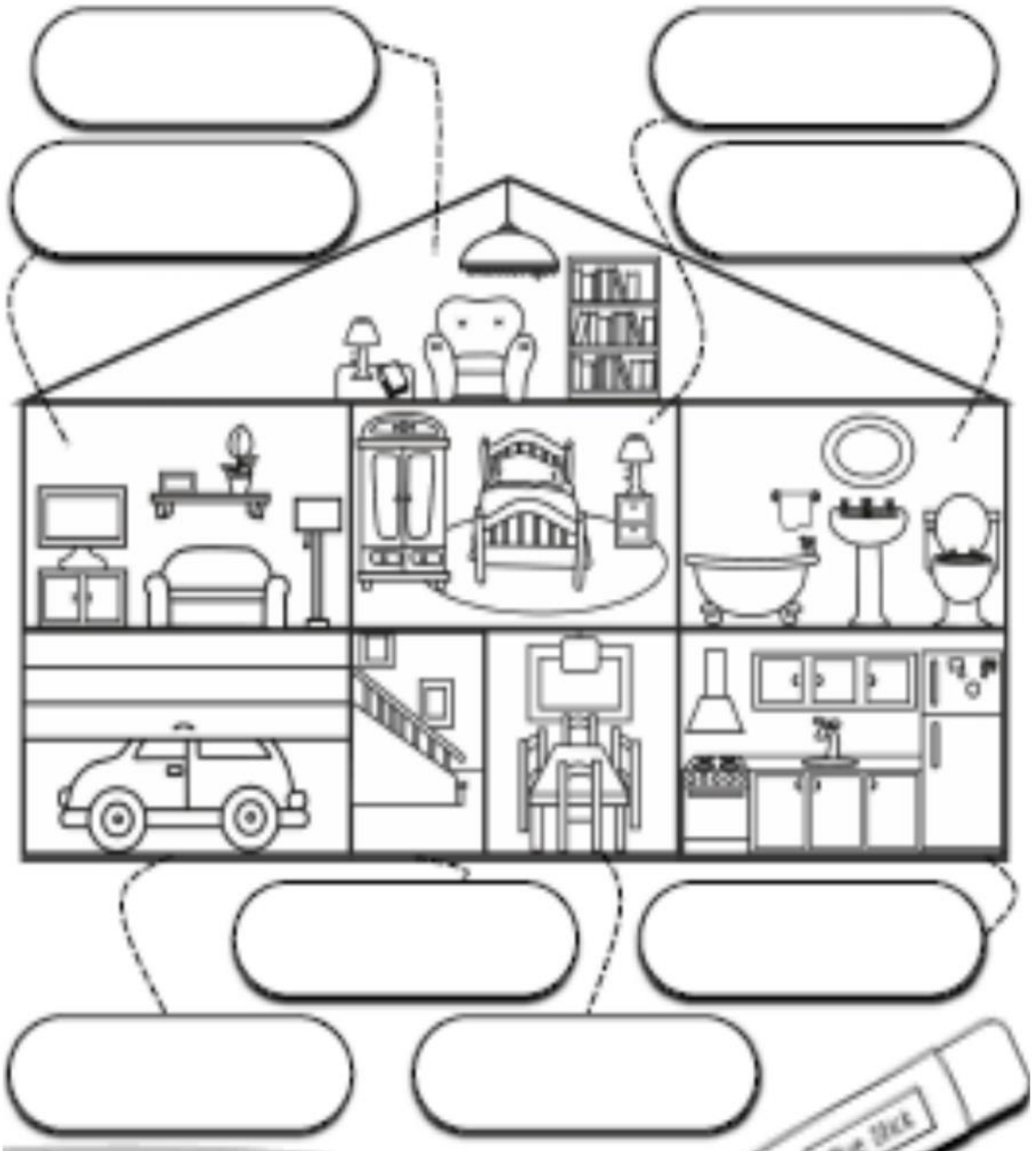
Q3. Solve the puzzle

Word Search Puzzle **Food**



Q4. Identify the parts of houses.

Cut and glue the words. Label the pictures.



Holiday Home Work

Class: II

Subject: Computer

Student's Name: _____



It wants to ask a few questions. Will you answer them for me?

1. Which key am I?

- a) I allow you to write letters of the alphabets.
- b) I allow you to move the cursor to the top of the page.
- c) I allow you to delete the letter to the left of the cursor.....
- d) I allow you to delete the letter to the right of the cursor.
- e) If you press me you can type capital letters.
- f) You use me to type numbers.
- g) I allow you to create blank spaces between two words or two numbers.
- h) I allow you to move the cursor up, down, left or right.

1. Now, answer the following questions:

a. What does the keyboard let you do?

.....
.....

b. What do we use the monitor for?

.....
.....

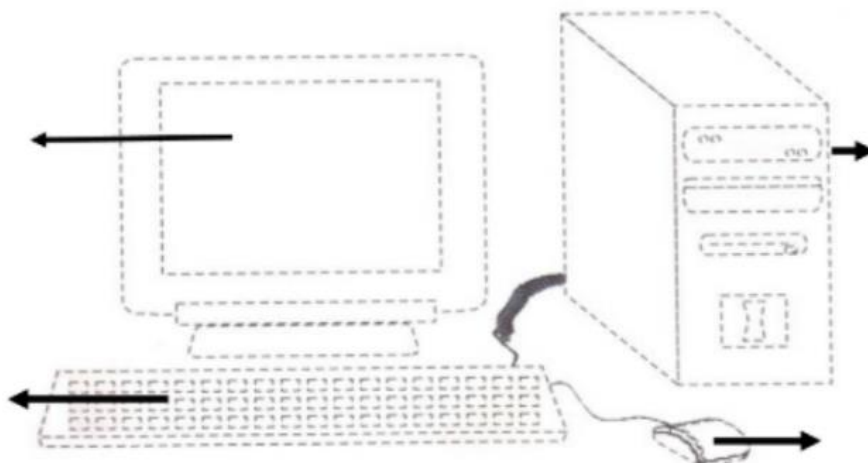
c. Which part of the computer makes it START ?

.....
.....

2. Fill in the blanks using the hints given in the box below :

two cables monitor rolling wheel CPU

1. The part of the computer system that looks like a TV is the
 2. The mouse hasbuttons and a
 3. The..... is the brain of the computer
 4. All parts of the computer are joined by to the CPU.
3. Join the dots of the given picture and label it's parts.



हिंदी

नाम _____

कक्षा - 2

प्रश्न 1- चित्र देखकर तीन-तीन पर्यायवाची शब्द लिखो-



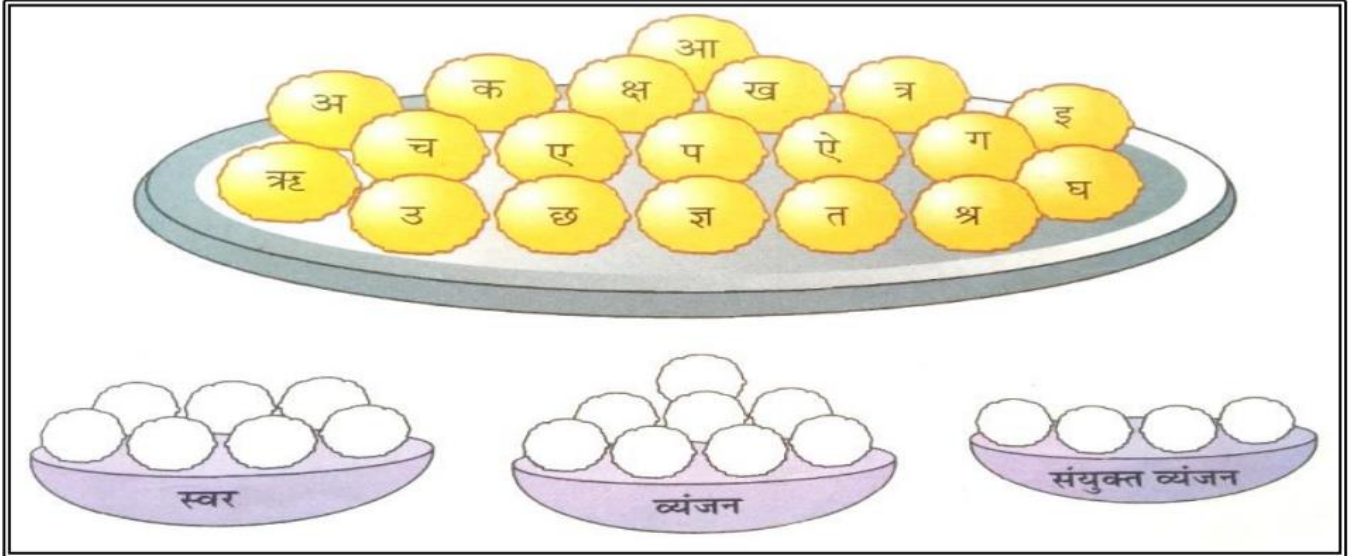


प्रश्न 2- पाँच भाषाओं के नाम ढूँढकर लिखिए-

1. _____
2. _____
3. _____
4. _____
5. _____

क	न	ब	ल	च	ल
न	प	मि	च	उ	शब्द
ड	त	ट	न	अं	अ
हि	पं	जा	बी	ग्रे	स
दी	सं	स्कृ	त	जी	मी

प्रश्न 3— स्वरों के लड्डू में लाल, व्यजनों के लड्डू में पीला तथा संयुक्त व्यजनों के लड्डू में हरा रंग भरिए तथा उन्हें अलग-अलग लिखिए—



प्रश्न 4— मिलान करिए—



प्रश्न 5— निम्न वर्णों को जोड़कर उचित शब्द बनाकर चित्र के सामने लिखिए—


(त् + त - त्त)

कु

प

छ

त्ता




(प् + य - प्य)

प्या

ज

ला

स



प्रश्न 6 – वर्णों को सही क्रम से लगाओ-

स्वर

ओ अ ई उ ए ऋ ऊ ऐ औ इ आ


व्यंजन

त थ द ध न

क ख ग घ ङ

प फ ब भ म

च छ ज झ ञ



प्रश्न 7 – कविता देखकर उत्तर लिखिए—

ऊँट ऊँचा



ऊँट ऊँचा, ऊँट की पीठ ऊँची

छोटी इसकी पूँछ, लंबी गर्दन इसकी

रहता रेगिस्तान में, पानी भरकर पेट फुलाता

पानी माँगता रोज, कहते लोग इसे जहाज रेगिस्तान का।

उत्तर दीजिए

1) यह कविता किसके बारे में है ?

.....

2) ऊँट की पीठ कैसी है ?

.....

3) ऊँट को कहाँ का जहाज कहते हैं ?

.....

4) क्या पी कर ऊँट पेट फुलाता है ?

.....



चित्र वर्णन करिए-



.....

.....

.....

.....

.....

.....

.....

शब्दों को चित्रों के साथ जोड़कर मुहावरा बनाओ-



आँखों का

घी के



..... दिखाना

ईद का



गले का

आस्तीन का



अर्थ समझकर वाक्य बनाओ-




जग





पर





पत्र



वर्ग में लिखे अक्षरों का क्रम ठीक करके विलोम शब्द लिखो—



व दि स

त्रि रा

ण सा धा र

म न हा

र ल स

ठि क न

ल क शि मु

आ न सा

फे द स

ला का

मी श्र रि प

ल सी आ

प मी स

र दू

रा प ज य

ज य वि



रचनात्मक कार्य

1. एक चार्ट पर हिंदी में महीनों के नाम लिखिए।



2. रंगीन कागजों की सहायता से बुकमार्क बनाइए।

Have a great




SELF ENRICHMENT ACTIVITY

**"Reading is essential for those who seek to rise above the ordinary."
(Jim Rohn)**



**"TODAY A READER, TOMORROW A LEADER"
(Margaret Fuller)**

<https://www.kidsgen.com>
<https://youtu.be/tQLfpFjp67Q>



<https://youtu.be/aSqMPNdomg0>
<https://youtu.be/oc4QS2USKmk>
<https://youtu.be/970YLBYkSEc>
<https://youtu.be/hq3yfQnllfQ>

<https://youtu.be/nh6PGxDn3eE>
<https://youtu.be/-JRSXV1i4C0>
https://youtu.be//9cVDR2_aHys



MATHS PUZZLES



<https://youtu.be/LwGS-wg02gQ>
<https://youtu.be/dtslYJLLYs0>
<https://youtu.be/tjOzX08kP2E>

https://youtu.be/YseOZpS_ZAc
<https://youtu.be/pfAjmBXyw2c>
<https://youtu.be/qJNSOte9h4l>



<https://youtu.be/cZdo2e8K29o>
<https://youtu.be/YxZRo4zVfik>
<https://youtu.be/YwL1cJvdSD4>

ORIGAMI

Things to be kept in mind while making the project:

1. **Parents are requested to provide appropriate guidance only.**
2. **Only the material which is available at home should be used.**
3. **Be as creative as possible.**
4. **Your project will be assessed on the basis of creativity, content, its presentation (neatness and arrangement) and timely submission.**

**LOOKING FORWARD TO GREET YOU AT
COVID 19 FREE SCHOOL CAMPUS..**



HAPPY HOLIDAYS KIDS!!!

