



BLS WORLD SCHOOL

GREATER NOIDA WEST

SUMMER VACATION HOMEWORK

2020-21

CLASS – III



**Holiday
Homework**

Dear Parents

“Despite the hot Sun, we can still have a lot of fun , so vacation is here for a sweet retreat”.

Summer holidays are round the corner and some fruitful activities are designed at **BLS WORLD** to enhance children’s core activity and innovation for the progressive learning.

Help your child to do it :

- Morning Blessings:** Help your child inculcate good habits like doing “Surya Pranam”& encourage him/her to greet all elders in the morning.
- Fun in Knowing :** Tell the child about your childhood, share incidents from the past and show him/her old family albums. This will strengthen the bond between you and your child.
- Fun with Books:** Motivate your child to read English and Hindi books.
- Fun with family:** Make use of these holidays and spend quality time together as a family and make your child feel special.
- Fun with Parents:** Cook dinner together. Show your child how to measure 1 cup, 1/2 , 1 teaspoon etc. Start naming the food groups when you serve them.
- Let your child help in your household chores like cleanings windows, dusting and many more.
- Have walk together and talk to your child about what he/she likes and dislikes etc.
- Help your child to memorize the home address and your phone numbers too.

Look after your health, hygiene and nutrition and do not forget to love yourself.

**WISHING ALL OUR STUDENTS A HAPPY AND REJUVENATING
SUMMER BREAK.....**



HOLIDAY HOMEWORK

As per of holiday homework students are to do the following:

1. Practice
English
cursive handwriting,
Hindi
sulekhmala-two
page everyday.

2. Learn "Tables"
From 2 to 20 and
revise daily.

3. Make a poster with few
slogans and one-liners on
the topic "Experience during
lockdown- Covid 19".

4. Draw a poster on
A4 size sheet on any
of the topic-
(a) Planet Earth
during Covid 19.
(b) I miss going to
school.

5. Make a "Thank you
card" with a message for
the brave fighters of
Covid 19 who helped us to
stay safe i.e, the doctors
and policeman

6. Best out of waste
Make any one useful thing
from any waste material in
the house.



Note- All the students will be awarded marks on the above activities on reopening of school. Best entry on poster from each class will be awarded prize.

“STAY HOME,STAY SAFE”

EVS



BLS World School
Academic Session 2020-2021
Grade – III
Holiday homework

Student's Name:

Date:

Summer Vacation is probably the best time of the year for you all; it's time for loads of fun, though we can't go out but getting pampered to no end and of course bonding with distant cousins can be done virtually.

School is fun too, with learning happening at all times, summer vacation can also be a time for learning with lots of activities around.

Here are a few tasks for you to complete during the vacation. Do remember to complete the given tasks after reading them carefully.

Happy Holidays!

Some Tips to make this holiday special:

- Have a family dinner every day of the holidays.
- Play board games with your parents and siblings and show them who is the smartest.
- Spend some quality time with an elderly person in the family.



Some useful tips for summer vacation

Some dos and don'ts during summer vacation:



Do's

- ✓ Eat a nutritious diet with plenty of water. Include citrus fruits (orange, lemon, grapefruit) and vegetables which are rich in vitamin C, vitamin D containing foods (cheese, egg yolks) and zinc-containing foods (legumes, lentils, beans, and nuts).
- ✓ Wash your hands frequently, always with soap and water for at least 20 seconds or frequently use alcohol-based hand rub.
- ✓ Wear light cotton clothes.
- ✓ Protect yourself and others.

- ✓ Be a leader in keeping yourself, your school, family and community healthy.
- ✓ Cough and sneeze into a tissue or your elbow and avoid touching your face, eyes, mouth and nose.
- ✓ Share what you learn about preventing disease with your family and friends, especially with younger children.



Don'ts:

- Do not share cups, eating utensils, food or drinks with others.
- Do not have close contacts with a sick person.
- Do not participate in large gatherings.
- Do not touch your face, nose and eyes without washing hands.
- Don't dirty your place of living.
- Don't have junk food.
- Don't watch too much TV.
- Don't waste time being lazy.



TASK 1.

(a) We have five sense organs. Mention at least two activities where we use more than one sense organ.

Task 2.

(b) We should respect and help differently-abled and aged people. How can you help a differently abled student of your class?

Task 3.

(c) Observe your grandparents. Take a note of the tasks they find difficult to do. Discuss this with your parents. Write a few ways in which you can help your aged grandparents.

(Do all these activities in your scrapbooks.)



BRAINTEASER

(EXERCISE FOR YOUR BRAIN)

Say the Color of each Word!


(Don't read the word)

How Fast can you say it?

black white yellow green red blue
yellow red black green white red
white green red black yellow green
black white yellow green red blue
white green red black yellow green
yellow red black green white red
white green red black yellow green

COMPLETE THE GIVEN SHEET BY LABELING
THE BODY PARTS

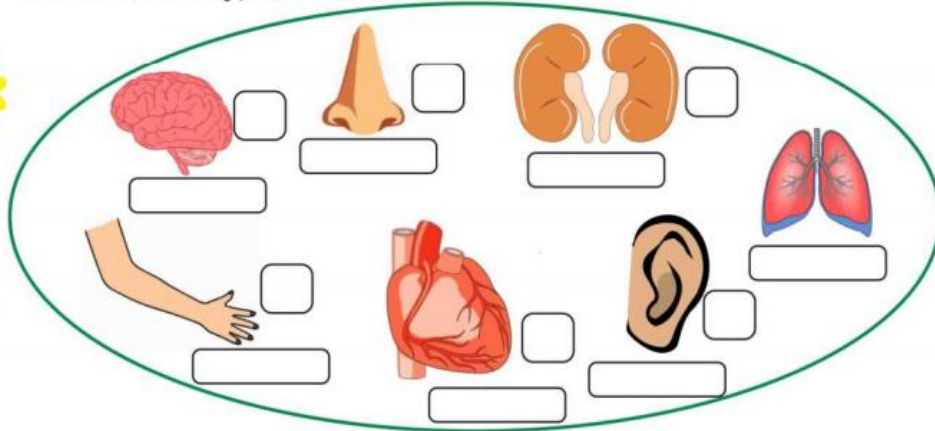
Let's name the body parts!



nose	eye	hair	neck
ear	hand	leg	knee
foot	mouth	arm	stomach

Grade 3 worksheet

Write 'E' below the external body parts (that are outside the body) and 'I' below the internal body parts (that are found inside the body) and name them.



Do you know that the names of the body parts are also used to describe the corresponding part of an object. Use the correct word from box and fill in the blanks:

1. The _____ and tail of a coin.
2. The _____ of a bottle.
3. The _____ of a chair.
4. The _____ of a table.
5. The _____ of a comb.
6. The _____ of a needle.
7. The _____ of a clock.
8. The _____ of a volcano.

hands
mouth
legs
neck
arms
head
eye
teeth

Skill: Identifying body parts

Grade III EVS

Me and my family

A. Activity: Draw or stick a photo of your family here.



B. Answer the following questions;

1. Who all live with you at home?

2. Joint family is an extension of nuclear family. Yes/No
3. Do you live in a joint family? Yes/No
4. Do you have relatives who do not live with you? _____
5. Do you resemble anybody in your family? If so, whom? _____
6. i) Whom do you like the most among all your relatives? _____
ii) Whom do you like the most in your family? _____
7. Do you enjoy playing with your cousins? If so, which game do you play? _____
8. How many children do your grandparents have? _____

Skill: Me and my family



Grade 3 worksheet

Write any function of the given body part:

eyes: _____

nose: _____

ears: _____

fingers: _____

mouth: _____

hand: _____

leg: _____

Did you know?
Our eyes are always
the same from birth.



Meet my friends. Answer their questions.



1. I am John. I am eating. Which body part/parts am I using?

2. I am Mohan. I am skipping. Which body part/parts am I using?



3. I am Sita. I am writing. Which body part/parts am I using?



4. I am Rohan. I am playing football. Which body part/parts am I using?



Skill: Functions of parts of our body



Worksheet 1 (Ch 1: Numbers)







DATE: _____





NAME: _____

CLASS: _____





1. Write the number formed by the given blocks.

a)  +  +  +  = _____

2 Thousands + 2 Hundreds + 3 Tens + 7 Ones

b)  +  +  +  = _____

4 Thousands + 3 Hundreds + 5 Tens + 3 Ones

c)  +  +  +  = _____

6 Thousands + 5 Hundreds + 1 Ten + 7 Ones

Worksheet 2

(Ch 1: Numbers)



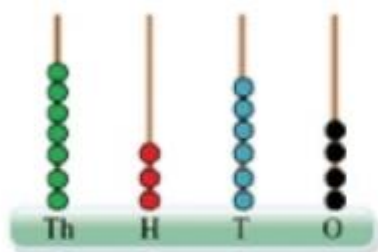
DATE: _____

NAME: _____

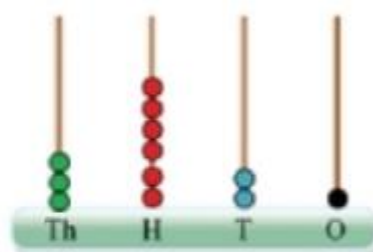
CLASS: _____

1. Identify the number shown on each abacus and write it in numbers as well as words.

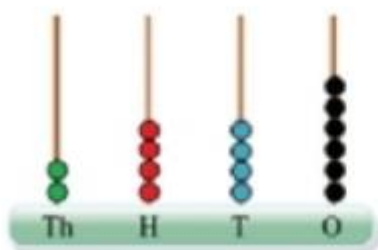
a)



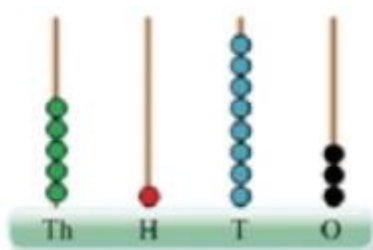
b)



c)



d)



Worksheet 3

(Ch 1: Numbers)



DATE: _____

NAME: _____

CLASS: _____

1. Write the place value and face value of each digit of the given numbers.

a) 4488

Place Value	Face Value

b) 5731

Place Value	Face Value

c) 9474

Place Value	Face Value

d) 2349

Place Value	Face Value

e) 7650

Place Value	Face Value

f) 8004

Place Value	Face Value

Worksheet 4

(Ch 1: Numbers)



DATE: _____

NAME: _____


CLASS: _____

1. Write the expanded form of the given numbers.

- a) 5234 _____
- b) 7630 _____
- c) 3928 _____
- d) 9645 _____
- e) 9006 _____
- f) 1594 _____

2. Write the following numbers in standard form.

- a) $6000 + 60 + 9$ _____
- b) $7000 + 500 + 30 + 5$ _____
- c) $2000 + 400 + 60 + 8$ _____
- d) $8000 + 600 + 70 + 9$ _____
- e) $3000 + 200 + 50 + 2$ _____
- f) $1000 + 200 + 90 + 4$ _____



Worksheet 1

(Ch 2: Addition)



DATE: _____

NAME: _____

CLASS: _____

1. Arrange the following numbers in columns and add them.


a) $456 + 423 =$ _____

b) $586 + 327 =$ _____

c) $634 + 542 =$ _____

d) $275 + 214 =$ _____

e) $735 + 276 =$ _____



Worksheet 1

(Ch 2: Addition)



DATE: _____

NAME: _____

CLASS: _____

1. Arrange the following numbers in columns and add them.

a) $456 + 423 =$ _____

b) $586 + 327 =$ _____

c) $634 + 542 =$ _____

d) $275 + 214 =$ _____

e) $735 + 276 =$ _____

Worksheet 2

(Ch 2: Addition)



DATE: _____

NAME: _____

CLASS: _____

1. Add the following numbers.

a)

Th	H	T	O
6	4	6	1
+	1	5	2
1			

b)

Th	H	T	O
8	2	2	4
+	1	4	6
3			

c)

Th	H	T	O
3	5	1	6
+	3	4	6
2			

d)

Th	H	T	O
7	2	8	1
+	2	4	1
3			

2. Arrange the following numbers in columns and add them.

a) 8629 and 1350

b) 5410 and 2514

c) 6334 and 1524

d) 2127 and 6561

Worksheet 3

(Ch 2: Addition)



DATE: _____

NAME: _____

CLASS: _____

1. Add the following numbers.

a)

Th	H	T	O
5	6	4	2
+	1	6	9

b)

Th	H	T	O
7	0	9	6
+	1	9	6

c)

Th	H	T	O
6	5	9	7
+	2	6	7

d)

Th	H	T	O
3	8	0	3
+	6	0	9

e)

Th	H	T	O
7	8	8	5
+		7	4

f)

Th	H	T	O
9	3	0	6
+		5	4

g)

Th	H	T	O
5	6	4	9
+		3	8

h)

Th	H	T	O
4	7	9	4
+		2	4

Worksheet 7

(Ch 2: Addition)



DATE: _____

NAME: _____

CLASS: _____

1. Arrange the following numbers in columns and add them.

a) $5242 + 1435 =$ _____

b) $7264 + 2735 =$ _____

c) $1543 + 5259 =$ _____

d) $1536 + 1547 =$ _____

e) $2748 + 3649 =$ _____

f) $2647 + 5760 =$ _____

g) $3655 + 5739 =$ _____

h) $6739 + 2858 =$ _____



	TASK	ACTIVITY
3	<p>Revise chapter 1 and 2</p> <p>Solve the worksheets given</p> <p>Learn tables 2 to 20</p>	<p>Collect any 10 small items of daily use of various shapes like circle, square, rectangle, triangle, etc.</p> <p>Prepare a box to collect all these items in it. The cover of the box should be decorated with tables from 2 to 20.</p>

SUBJECT: ENGLISH



Q1) Read the passage and answer the questions that follow.

Ten minutes later I undid my seat straps, pushed gently on the sides of my seat, bent my knees and floated slowly backwards out of my seat. I sat on the ceiling of my cabin and smiled down at Mary.

Mary also undid her straps and pushed the seat. But she pushed too hard and shot up to the ceiling. Helen and I had to catch her.

I really love floating in space. We know people on the earth were watching us and we tried to put on a really good show. We probably looked like three people swimming under water.

Then we strapped ourselves into our seats and had our first meal. That's a difficult thing, too. If you don't spear the food properly with a fork, it floats away all over the place. Most of Mary's food floated away. We had to chase it round the cabin. The TV audience loved that.

1. Why were the women floating and not walking?

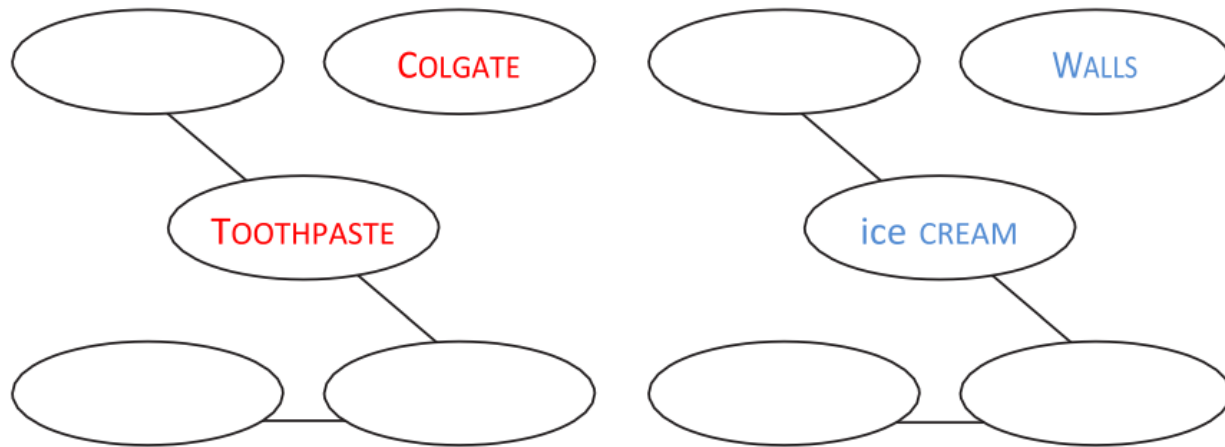
2. Where did the writer sit?

3. Why did the three astronauts put up a really good show?

4. What did they pierce their food with?

5. What did the TV audience love? Why do you think they enjoyed it?

Q2) Write proper nouns (special names) for the following common nouns.



Q3) Rewrite the following sentences changing the gender of the underlined nouns.

1. The bridegroom was a young man.

2. My sister knows your husband.

3. My uncle is a good host.

4. This girl is my niece.

5. The headmaster advised the boys to work hard.

Q4) Circle the odd one out.

- | | | | | | |
|----|---------|---------|--------|---------|---------|
| 1. | sty | den | nurse | nest | hive |
| 2. | steel | wood | iron | brass | book |
| 3. | teacher | library | doctor | patient | lawyer |
| 4. | Yamuna | coffee | Thames | Nile | Narmada |
| 5. | calf | puppy | dog | kitten | cub |

Q5) Write the common nouns for these groups of proper nouns.

1. New York, Delhi, NAGPUR
ci_____
2. INDIA, CHINA, PAKISTAN
cou _____
3. BPL, Videocon, Sony
telev _____
4. Mahabhart, Othello, Five Point
Someone br _____
5. Rajiv Gandhi, NarendraModi
Poli_____



Q6) Write a short paragraph in about 40-50 words on " A Visit to Zoo ".Use these Value points to write the paragraph.

- How did you get the chance for this trip?
- What preparations did you do for this trip?
- What all did you see in the zoo?
- What did you enjoy the most there?
- What all activities did you do there?
- Why are animals important for us?

Ans-

[illegible]

Q7) Write summary of the lesson “ The Magical Book ” in about 40-50 words.

Ans-

This image shows a blank sheet of white paper with horizontal blue ruling lines. The lines are evenly spaced and run across the width of the page. There are no margins, text, or other markings on the paper.



ACTIVITY

Make two book marks mentioning Gender List (25 Words – Masculine to Feminine Gender) & Number List (25 Words – Singular to Plural Noun). Decorate the book marks with beautiful border design.

हिंदी


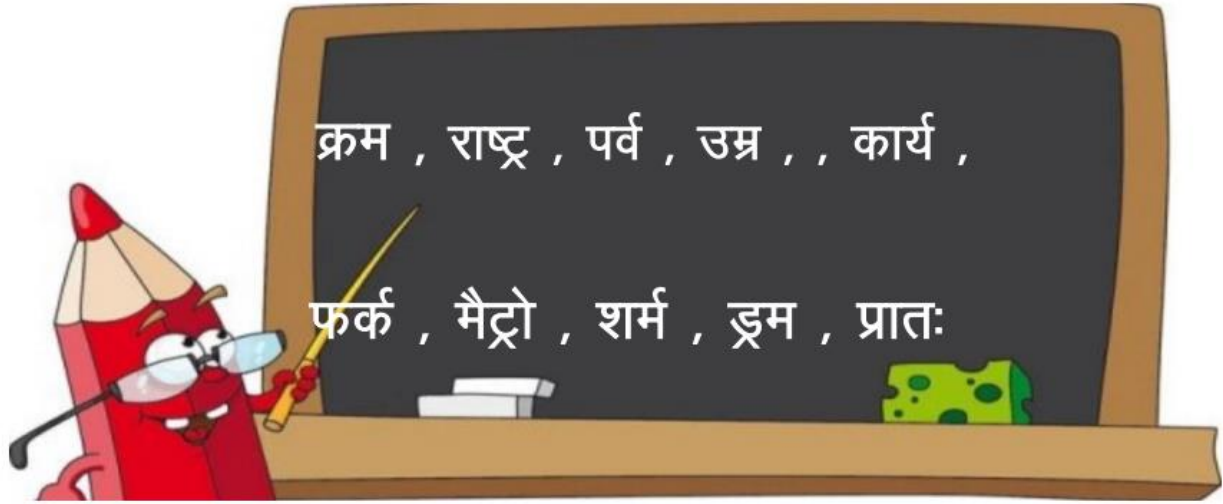
नाम.....

कक्षा – 3


////////////////////////////////////

सोचिए समझिए और करिए –

प्रश्न 1– 'र' कई तरह से लिखते हैं। शब्द पढ़ो और सही जगह में
लिखो–



प्रश्न 2— दिशाओं के नाम लिखो —



(क) सूर्य से निकलता है और
में डूबता है।

(ख) हिमालय भारत के में है।

(ग) कन्याकुमारी भारत के में है।

प्रश्न 3— हिन्दी के समाचार-पत्र और पत्रिकाएँ पढ़ो। किन्हीं दो के नाम लिखो।

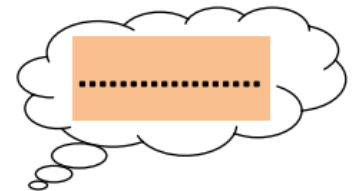
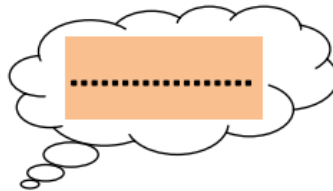
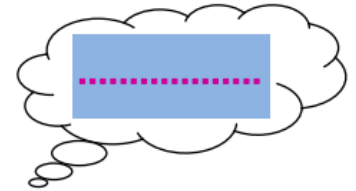
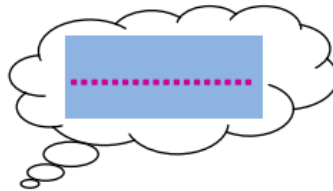
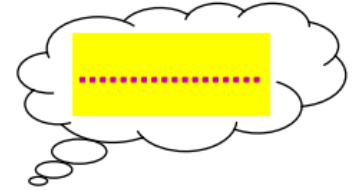

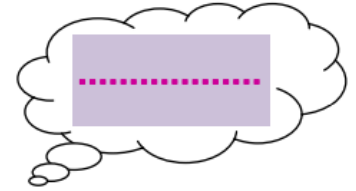
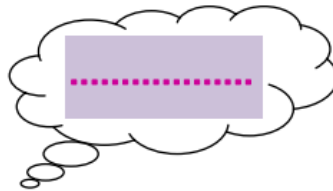
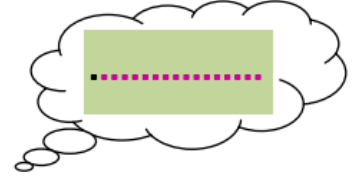
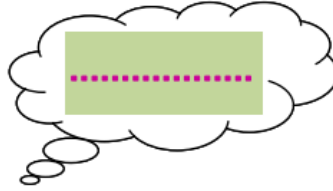
समाचार-पत्र

पत्रिकाएँ

.....

.....

प्रश्न 4— चित्र पहचानकर उनके दो-दो पर्यायवाची लिखिए –



प्रश्न 5— चित्र देख कर कहानी पूरी करो —



एक दिन एक



.....



shutterstock - 141664171

..... के किनारे टहल रहा

था । उसने एक



..... को



shutterstock - 141664171

..... में तैरते

देखा । उसने सोचा कि मैं भी तैरूँगा । उसे



..... के नीचे एक



.....

दिखाई दी ।



.....



को उठा लाया । उसने



को उलटा करके



shutterstock - 141664171

में

डाला और उछल कर उसमें बैठ गया ।













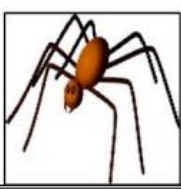


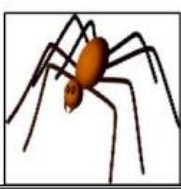

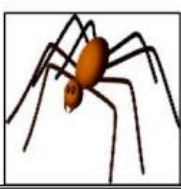


.....और



..... दोनों साथ-साथ तैरने लगे ।

प्रश्न 6 – चित्र देख कर निम्न वर्ग पहेली में उनके नाम ढूँढो और
खानों में भी रंग भरो—

								
	सि	पा	ही	ज	प	पी	ता	
	क	ग	रा	नी	ब	ला	उ	
	सी	ढी	ज	ढ	घ	ड	जी	
	टी	ठ	म	ग	र	म	भ	
	छ	द	क	भ	ती	र	म	
	ल	क	ड़ी	ज	प	न	घ	
	क्ष	ली	फ	रे	ल	गा	ड़ी	

प्रश्न 7— निम्नलिखित अंग्रेजी अंकों को हिंदी अंकों व शब्दों में लिखिए—

गिनती

अंग्रेजी अंक

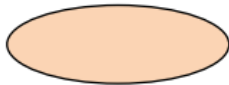
हिंदी अंक

शब्दों में

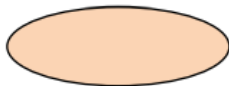
49



39



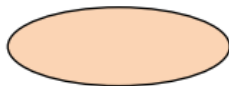
53



46



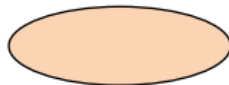
45




29



36



35



प्रश्न 8— चित्र वर्णन करिए—



.....

.....

.....

.....

.....

.....

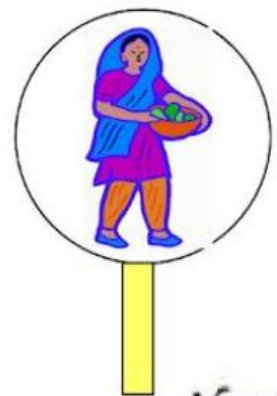
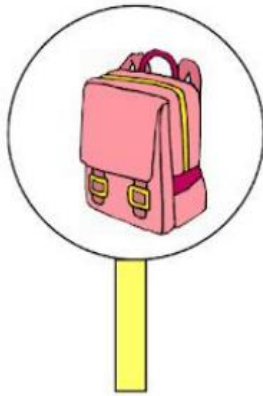

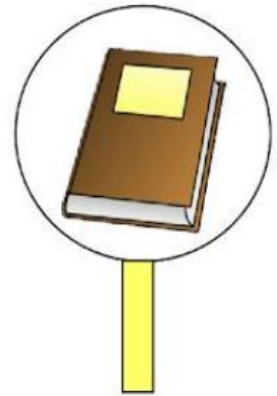
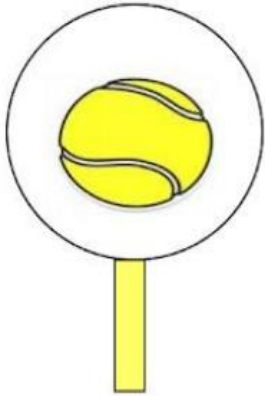
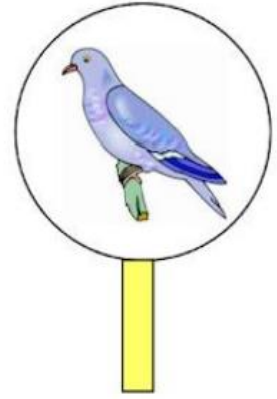

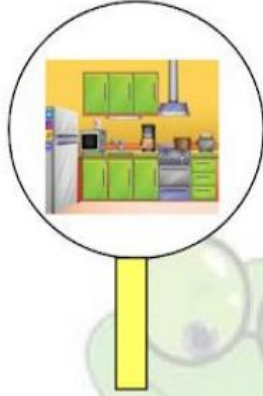
.....



संज्ञा

वर्ग के अनुसार चित्रों को छाँट कर अलग करो –

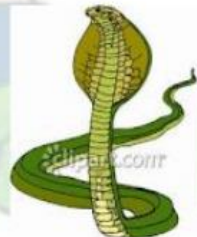
● व्यक्ति, ● जानवर, ● स्थान, ● वस्तु



संज्ञा

वर्ग के अनुसार चित्रों में रंग भरो -

व्यक्ति - ● जानवर - ● स्थान - ● वस्तु - ●



दिन , महीने और साल



(क) रविवार का दूसरा नाम है।

(ख) गणतंत्र दिवस को मनाया जाता है।

(ग) साल के पाँचवे महीने का नाम है।

(घ) 'श' से शुरू होने वाले दिन और हैं।

(ङ) किसमस को मनाया जाता है।

(च) मेरा जन्मदिवस के महीने में आता है।



बताओ तो जानें –

(क) सप्ताह के आखिरी दिन का नाम –

.....

(ख) कौन से महीने में 28 दिन होते हैं ?

.....

(ग) साल के पहले महीने का नाम –

.....

(घ) गाँधी जयंती किस महीने में मनाई जाती है ? –

.....

(ङ) साल के आखिरी महीने का नाम –

.....

(च) 'इतवार' का दूसरा नाम –

.....

रचनात्मक कार्य

कोरोना वैश्विक महामारी के बारे में आप क्या
जानते हैं, यह कैसे फैलती है, इससे बचने
के उपाय लिखिए व एक पोस्टर बनाइए।



.....

.....

.....

.....

.....

.....

.....



अगले 6 महीने हमें कोरोना से बचने के लिए कैसे रहना होगा ?
इस पर जानकारी प्राप्त करिए व लिखिए।

.....

.....

.....

.....

.....

.....

.....

.....



COMPUTER

NAME_____

CLASS_____

APPLICATION BASED TASK



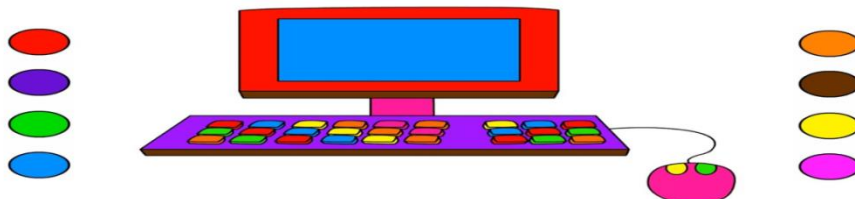
1. To realize that Computer works in $I \rightarrow P \rightarrow O$ cycle, try to type or print or listen to music without starting a computer/ laptop.
2. Make your own dictionary of the terms related to computer. Write full forms of any 20 abbreviations. Like IPO, CPU etc.

ACTIVITY

Collect the pictures from your old books/ news papers/ magazines and show Input \rightarrow Process \rightarrow Output cycle of any 5 machines like washing machine, refrigerator etc.

PRACTICAL (DO ON COMPUTER)

Type a paragraph on 'My Family' with in 100 words and save your file. Use MS Word or WordPad for typing purpose. Can do formatting as per your choice.




SELF ENRICHMENT ACTIVITY

**"Reading is essential for those who seek to rise above the ordinary."
(Jim Rohn)**



**"TODAY A READER, TOMORROW A LEADER"
(Margaret Fuller)**

<https://www.kidsgen.com>
<https://youtu.be/tQLfpFjp67Q>



<https://youtu.be/aSqMPNdomg0>
<https://youtu.be/oc4QS2USKmk>
<https://youtu.be/970YLBkSEc>
<https://youtu.be/hq3yfQnllfQ>

<https://youtu.be/nh6PGxDn3eE>
<https://youtu.be/-JRSXV1i4C0>
https://youtu.be//9cVDR2_aHys



MATHS PUZZLES



<https://youtu.be/LwGS-wg02gQ>
<https://youtu.be/dtslYJLLYs0>
<https://youtu.be/tjOzX08kP2E>

https://youtu.be/YseOZpS_ZAc
<https://youtu.be/pfAjmBXyw2c>
<https://youtu.be/qJNSOte9h4l>



<https://youtu.be/cZdo2e8K29o>
<https://youtu.be/YxZRo4zVfIk>
<https://youtu.be/YwL1cJvdSD4>

ORIGAMI

Things to be kept in mind while making the project:

1. **Parents are requested to provide appropriate guidance only.**
2. **Only the material which is available at home should be used.**
3. **Be as creative as possible.**
4. **Your project will be assessed on the basis of creativity, content, its presentation (neatness and arrangement) and timely submission.**

**LOOKING FORWARD TO GREET YOU AT
COVID 19 FREE SCHOOL CAMPUS..**



HAPPY HOLIDAYS KIDS!!!

