



BLS
WORLD SCHOOL
विद्या सर्वार्थ सिद्धये | EDUCATION FOR LIFE
SECTOR 16, GREATER NOIDA WEST. (U.P)

Academic Session 2020-2021 Grade – IV Holiday Homework

Student's Name: _____

Date: _____

Summer Vacation is probably the best time of the year for you all; it's time for loads of fun, though we can't go out but getting pampered to no end and of course bonding with distant cousins can be done virtually.

School is fun too, with learning happening at all times, summer vacation can also be a time for learning with lots of activities around.

Here are a few tasks for you to complete during the vacation. Do remember to complete the given tasks after reading them carefully.

Happy Holidays!

Some Tips to make this holiday special:

- Have a family dinner every day of the holidays.
- Play board games with your parents and siblings and show them who is the smartest.
- Spend some quality time with an elderly person in the family



Some useful tips for summer vacation

Some dos and don'ts during summer vacation:



Do's

- ✓ Eat a nutritious diet with plenty of water. Include citrus fruits (orange, lemon, grapefruit) and vegetables which are rich in vitamin C, vitamin D containing foods (cheese, egg yolks) and zinc-containing foods (legumes, lentils, beans, and nuts).
- ✓ Wash your hands frequently, always with soap and water for at least 20 seconds or frequently use alcohol-based hand rub.
- ✓ Wear light cotton clothes.
- ✓ Protect yourself and others.
- ✓ Be a leader in keeping yourself, your school, family and community healthy.
- ✓ Cough and sneeze into a tissue or your elbow and avoid touching your face, eyes, mouth and nose.
- ✓ Share what you learn about preventing disease with your family and friends, especially with younger children.



Don'ts:

- Do not share cups, eating utensils, food or drinks with others.

- Do not have close contacts with a sick person.
- Do not participate in large gatherings.
- Do not touch your face, nose and eyes without washing hands.
- Don't dirty your place of living.
- Don't have junk food.
- Don't watch too much TV.
- Don't waste time being lazy.



EVS: Research Tasks

Theme: Who We are

Task 1 :

'Everyone is smart and unique!'

This lockdown period can be utilized to learn and create something new!

Task: Based on your strongest Multiple Intelligence try to create something new. Example: If you are music smart you can create your own song and compose a tune or if you are linguistic you can write a story/poem etc...

Note: Choose any one Topic for this activity from the following topics :

Corona

Safety

My beautiful world

My clean and green Earth

Learning Outcome: students will learn and enhance the new skill.

Task 2 :

Collect different types of leaves and make 5 shapes using them. Sharing some ideas with you. Create from your own imagination.



Task 3 :

Make a **Working model of lungs** and write about them in your scrapbook. You can get some ideas from the given links

<https://www.youtube.com/watch?v=ErpwiQcftnY>

<https://www.youtube.com/watch?v=S1zvNOHIG-c>

Task 4:

Safety and health are two things that go hand in hand. When we are safe, we have good health.

So, this vacation learn the poem on safety and record your videos of reciting the poem. Give your introduction and share your views on safety in 30 to 40 words. Be innovative and use colorful props as well. The poem for the same is attached below –

Title: Safe Kids

Many things can cause you harm, Please
be careful where you put your arm. Kitchen
ovens can cause a burn, many things you
need to learn.

Keep in mind, sharp knives bring danger, never
talk with any stranger.
Playing ball on the street is very bad, if
you get hurt, your mom will be sad.

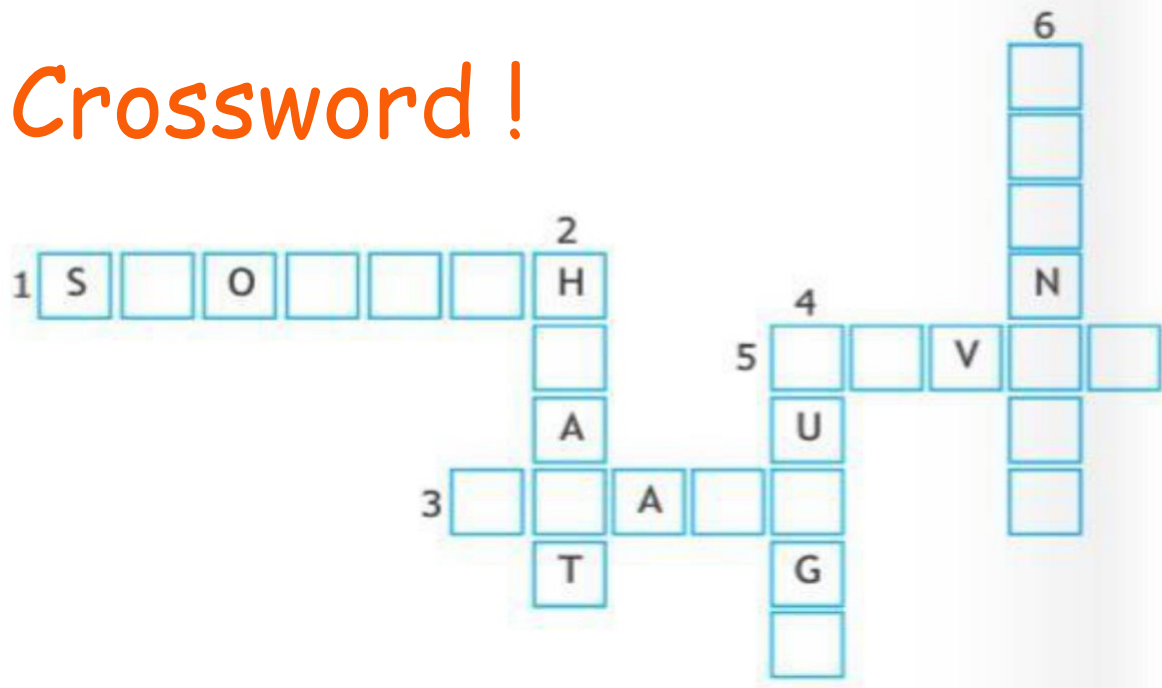
Just remember, don't run down the stairs,
It's not safe, to stand on those chairs. Be a
safe kid, don't break a bone, don't swim
without grownups or alone.

ASSIGNMENT 1

LET US DO

Complete this crossword with names of the correct organs:

Crossword !



ACROSS

1. Digests the food
3. Controls us
5. Clears the chemicals

DOWN

2. Pumps blood
4. Help us to breathe
6. Clear the liquid waste

ASSIGNMENT 2

NAME: _____

DATE: _____

Q1. State True (T) or false (F).

- a) The food we swallow moves down into esophagus.

- b) Lower part of the stomach leads into the small intestine.

- c) Gastric juices are secreted by heart that helps in the digestion of food. _____
- d) Lungs are located in slanting position in the center of chest. _____
- e) Breathing of air is called exhalation. _____
- f) Kidneys filter water and salts from our blood. _____

Q2. Fill in the blanks.

- a) _____ controls the entire function of our body.
- b) Our heart beats about _____ times in a minute.
- c) Arteries appear _____ in color.
- d) The waste get collected in the _____ and thrown out of body as urine.
- e) Our brain is very delicate and is protected by _____ from outside.

f) _____ helps in breathing.

Q3. Match the following.

| | |
|---------|--|
| Lungs | is a muscular, elastic, pear shaped bag under the ribs |
| Heart | appear blue in color and carries waste material and carbon dioxide |
| Stomach | appear blue in color and carries waste material and carbon dioxide |
| Veins | circulates blood throughout our body through blood vessels |
| Brain | are pair of spongy, cone shaped structures located in chest and are protected by rib cage. |

SUBJECT : COMPUTER

| Application based task (as per syllabus) | Activity | Practical (Do on Computer) |
|--|---|--|
| CPU is the only processing device in a computer system. Collect some more information on the functioning of a CPU. Note down how a CPU works. Write the use and types of memory in CPU. | How many Smart Machines you have at home? Sit you're your parents and prepare a list of all such machines. Collect as much information about all of them as you can. | Make a list of Input and Output devices, other than given in your book, in MS Word. Write their uses. |

SUBJECT: MATHS

| TASK | ACTIVITY |
|--|--|
| Revise chapter 1 and 2 Solve the worksheets given. Learn tables 2 to 20 | Draw shapes of circle, square, rectangle, cube, cuboid, cylinder & cone using waste material like match stick, straw, coloured thread, pencil shavings etc. (This activity has to be done on A-4 sheet) |



Worksheet 1

(Ch 1: Large Numbers)



DATE: _____

NAME: _____

CLASS: _____

1. Form the greatest and the smallest possible number using the digits 0, 2, 5 and 8.

Greatest number: _____

Smallest number: _____

2. Fill in the blanks with the signs (> or <).

a) 5,326 _____ 5,342

b) 9,263 _____ 9,153

c) 7,125 _____ 1,745

d) 1,536 _____ 2,759

e) 5,617 _____ 5,134

f) 6,018 _____ 6,083

3. Write the place value of 5 in the following numbers.

a) 5,270 _____

b) 7,351 _____

c) 6,154 _____

d) 1,865 _____

e) 8,156 _____

f) 5,160 _____

4. Write the standard form for the following.

a) $5000 + 400 + 80 + 9 =$ _____

b) $6000 + 90 =$ _____

c) $2000 + 500 + 70 + 5 =$ _____

d) $8000 + 500 + 30 + 8 =$ _____

Worksheet 2

(Ch 1: Large Numbers)



DATE: _____

NAME: _____

CLASS: _____

1. Write the correct numbers for the following number names.

- a) Seventy thousand seven hundred fifty-nine _____
- b) Eighty two thousand five hundred _____
- c) Ninety nine thousand nine hundred seventy-seven _____
- d) Fifty four thousand one hundred twenty-five _____
- e) Eighty three thousand five hundred ninety-four _____
- f) Twenty thousand three hundred fifty-seven _____

2. Write the number names for the following numbers.

- a) 74,527 _____
- b) 54,364 _____
- c) 17,458 _____
- d) 26,489 _____
- e) 15,374 _____
- f) 89,563 _____

Worksheet 3

(Ch 1: Large Numbers)



DATE: _____

NAME: _____

CLASS: _____

1. Write the correct numbers for the following number names.

- a) Nine lakh seven thousand five hundred twenty-two _____
- b) Seven lakh ninety thousand three _____
- c) Two lakh fifty thousand nine hundred seventy-six _____
- d) One lakh five thousand nine hundred four _____
- e) Five lakh seventy-nine thousand three hundred twenty-four _____
- f) Eight lakh fifty-seven thousand six hundred forty-one _____

2. Write the number names for the following numbers.

- a) 7,42,527 _____
- b) 5,14,364 _____
- c) 1,74,358 _____
- d) 2,65,489 _____
- e) 1,58,374 _____
- f) 8,90,563 _____

Worksheet 4
(Ch 1: Large Numbers)



DATE: _____

NAME: _____

CLASS: _____

1. Write the correct numbers for the following number names.

- a) Eleven lakh fifty-seven thousand seven hundred ninety-six _____
- b) Twenty-five lakh nine thousand eighty-four _____
- c) Sixty-two lakh seventy three thousand five hundred forty-four _____
- d) Ninety-nine lakh nine thousand nine hundred ninety-five _____
- e) Fifty-seven lakh seven hundred ninety-two _____
- f) Seventy-four lakh eighty-nine thousand three hundred sixty-six _____

2. Write the number names for the following numbers.

- a) 74,21,527 _____
- b) 51,43,964 _____
- c) 15,74,358 _____
- d) 26,57,489 _____
- e) 15,80,374 _____
- f) 86,90,563 _____



Worksheet 1

(Ch 2: Addition)



DATE: _____

NAME: _____

CLASS: _____

1. Add the following numbers.

a)

| Th | H | T | O |
|-------|---|---|---|
| 5 | 4 | 9 | 8 |
| + | | | |
| 3 | 8 | 4 | 2 |
| _____ | | | |

c)

| Th | H | T | O |
|-------|---|---|---|
| 4 | 6 | 8 | 9 |
| + | | | |
| 2 | 7 | 4 | 9 |
| _____ | | | |

b)

| Th | H | T | O |
|-------|---|---|---|
| 2 | 1 | 5 | 8 |
| + | | | |
| 6 | 5 | 8 | 1 |
| _____ | | | |

d)

| Th | H | T | O |
|-------|---|---|---|
| 3 | 6 | 7 | 1 |
| + | | | |
| 5 | 4 | 7 | 6 |
| _____ | | | |

2. Write the missing number.

a) $6532 = 2535 + \underline{\hspace{2cm}}$

b) $3368 + \underline{\hspace{2cm}} = 7836$

c) $2377 + 3266 = \underline{\hspace{2cm}}$

d) $2735 + \underline{\hspace{2cm}} = 3732$

e) $9858 = \underline{\hspace{2cm}} + 6734$

f) $7227 + \underline{\hspace{2cm}} = 7559$

3. Fill in the blanks.

a) $7259 + 1 = \underline{\hspace{2cm}}$

b) $6243 + 1000 = \underline{\hspace{2cm}}$

c) $9163 + 10 = \underline{\hspace{2cm}}$

d) $1666 + 100 = \underline{\hspace{2cm}}$

e) $8321 + 1 = \underline{\hspace{2cm}}$

f) $1176 + 1000 = \underline{\hspace{2cm}}$

Worksheet 2

(Ch 2: Addition)



DATE: _____

NAME: _____

CLASS: _____

1. Add the following numbers.

a)

| TTh | Th | H | T | O |
|-----|----|---|---|---|
| 5 | 6 | 6 | 3 | 4 |
| + | | | | |
| 2 | 3 | 2 | 5 | 5 |
| | | | | |

b)

| TTh | Th | H | T | O |
|-----|----|---|---|---|
| 4 | 9 | 7 | 6 | 1 |
| + | | | | |
| 1 | 0 | 1 | 2 | 6 |
| | | | | |

c)

| TTh | Th | H | T | O |
|-----|----|---|---|---|
| 6 | 2 | 5 | 5 | 7 |
| + | | | | |
| 2 | 1 | 2 | 4 | 1 |
| | | | | |

d)


| TTh | Th | H | T | O |
|-----|----|---|---|---|
| 4 | 7 | 8 | 6 | 3 |
| + | | | | |
| 5 | 1 | 1 | 2 | 4 |
| | | | | |

e)

| L | TTh | Th | H | T | O |
|---|-----|----|---|---|---|
| 1 | 5 | 6 | 3 | 5 | 8 |
| 3 | 5 | 3 | 8 | 9 | 3 |
| + | | | | | |
| 4 | 8 | 9 | 7 | 1 | 0 |
| | | | | | |

f)

| L | TTh | Th | H | T | O |
|---|-----|----|---|---|---|
| 4 | 7 | 1 | 6 | 6 | 9 |
| 2 | 5 | 6 | 0 | 5 | 4 |
| 1 | 6 | 3 | 4 | 5 | 8 |
| + | | | | | |
| | 2 | 6 | 9 | 1 | 4 |
| | | | | | |



Worksheet 3

(Ch 2: Addition)



DATE: _____

NAME: _____

CLASS: _____

1. Fill in the blanks.

a) $542638 + 1 =$ _____

b) $71534 + 1 =$ _____

c) $614353 + 0 =$ _____

d) $154769 + 0 =$ _____

e) $287556 + 0 =$ _____

f) $29979 + 1 =$ _____

2. Find the sum for the following pairs and check whether both the obtained sums are equal or not.

a) $327687 + 545489$ and $545489 + 327687$

b) $68875 + 387634$ and $387634 + 68875$

c) $16469 + 793461$ and $793461 + 16469$

d) $126346 + 174880$ and $174880 + 126346$

3. Find the sum for the following numbers. Check whether both the obtained sums are equal or not.

a) $27678 + 4257 + 78554$ and $78554 + 27678 + 4257$

b) $45147 + 178990 + 12556$ and $178990 + 12556 + 45147$

c) $535617 + 12435 + 84254$ and $84254 + 12435 + 535617$

d) $276137 + 43751 + 74634$ and $43751 + 276137 + 74634$

Worksheet 4

(Ch 2: Addition)



DATE: _____

NAME: _____

CLASS: _____

1. Read the following stories carefully and solve them.

- a) The number of people who visited a tourist spot in the months of May, June and July is 7,297, 3,618 and 8,135 respectively. How many tourists visited the spot altogether?

- b) The cost of a refrigerator and a LCD TV is ₹7,295 and ₹9,299 respectively. How much money would a man spend to buy both the things?

- c) Karan travelled 1,709 m to see his grandparents. From there, he travelled 2,890 m to see his cousin. How much distance did he travel in all?

- d) A school library had 4,595 books of English, 2,658 books of Maths and 6,710 books of Science. How many books are there in the library?

- e) The number of boys and girls who went to picnic is 2,867 and 1,895 respectively. How many students went for picnic?

- f) A bike company manufactured 76,362 bikes in the month of January, 67,893 bikes in the month of February and 89,909 bikes in the month of March. How many bikes did the company manufacture in these three months?

- g) There were 1,246 participants from country A and 1,789 participants from country B in a sports meet. How many participants participated in the sports meet?

- h) Rahul's monthly income was ₹54,260. In a particular month, he did some overtime and earned ₹12,900 more. How much money did he earn in that month?

SUBJECT: ENGLISH

Q1) READ the PASSAGE AND ANSWER the questions THAT follow.

The companionship of a Banyan tree is one of the happiest memories of my young days. The school and college I went to were on the top of a hill close to my house. The road to it went past a Banyan tree. Its branches went out into the empty air. Its roots covered the ground. From the branches hung other roots which had gone into the ground and grown into trunks, so the tree looked like a tiny forest.

I was very fond of this tree. During the summer holidays I used to lie under it and read for long hours. Even through the light rains, I had a dry shelter because of the leafy cover of this mighty tree.

1. Which tree was the boy fond of?

2. Where was the tree located?

3. How did the boy spend his time during the summer holidays?

4. Why did the tree look like a tiny forest?

5. When there was a drizzle, why did the boy not get wet?

6. Find words/phrases from the passage that mean the same as:

- a. something one always remembers _____
- b. covered with leaves _____
- c. very huge _____

Q2) In the following sentences, the underlined nouns are countable or uncountable. Put them under the correct heading.

- 1. The teacher gave an advice to the students.
- 2. No news is good news.
- 3. The little boy drinks milk everyday.
- 4. Mr Mahesh purchased furniture for his new house.
- 5. The magician entertained the crowd with his magic.

| COUNTABLE | UNCOUNTABLE |
|-----------|-------------|
| 1. _____ | 1. _____ |
| 2. _____ | 2. _____ |
| 3. _____ | 3. _____ |
| 4. _____ | 4. _____ |
| 5. _____ | 5. _____ |

Q3) Fill in the blanks with words from the box.

much A few A kilo ANY some

- 1. Please pour _____ water on my hands.

2. Rahul did not pay_____ attention in the class.
3. My mother ordered_____ of sugar from the grocer.
4. Though she is wealthy, she does not give_____ money for charity.
5. There were just_____ guests left at the party.

Q4) List the nouns given below in the correct column.

doe bull FATHER sister box tree bee
 buck TABLE princess spinster POLICEMAN

| MASCULINE | Feminine | Neuter |
|------------------|-----------------|---------------|
| 1. _____ | 1. _____ | 1. _____ |
| 2. _____ | 2. _____ | 2. _____ |
| 3. _____ | 3. _____ | 3. _____ |
| 4. _____ | 4. _____ | 4. _____ |
| 5. _____ | 5. _____ | 5. _____ |

Q5) Fill in the blanks with the correct collective nouns from the box.

series team bunch PACK
 BAND bouquet curriculum fleet

1. A _____ of CARS
2. A _____ of science
3. A _____ of flowers
4. A _____ of musicians
5. A _____ of events
6. A _____ of boys
7. A _____ of keys
8. A _____ of cards

Q6) Write a short paragraph in about 40-50 words on " A Visit to Museum ".Use these Value points to write the paragraph.

- How did you get the chance for this trip?
- What preparations did you do for this trip?
- What all did you see in the museum?
- What did you enjoy the most there?
- What all activities did you do there?
- Why are the museums important for us?

Ans-

ACTIVITY

- ❖ **Make a “ Noun Tree ” on A4 sheet mentioning all types of Nouns with examples . Decorate the border of A4 sheet with beautiful designs .**

हिंदी

नाम _____

कक्षा - 4

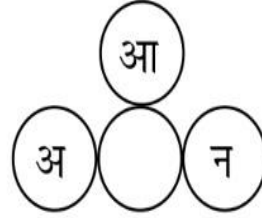
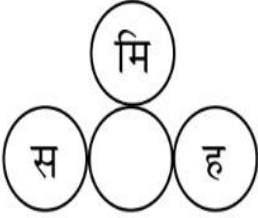
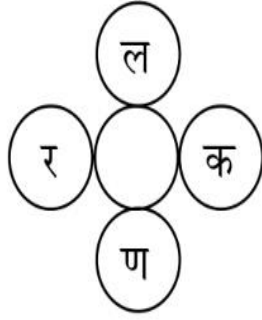
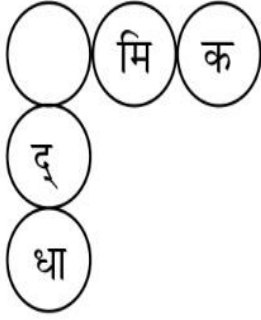
❖ सही शब्द चुनकर खाली जगह भरिए-

- क. बच्चा जो भाषा घर में सर्वप्रथम सीखता है वह उसकी
कहलाती है। (राजभाषा/मातृभाषा)
- ख. बोली गई बात को सुनकर समझना भाषा का
उदाहरण है। (मौखिक/लिखित)
- ग. लिखी हुई बात को पढ़कर समझना भाषा का
उदाहरण है। (मौखिक/लिखित)
- घ. भाषा लिखने के ढंग को कहते हैं। (लेख/लिपि)
- ङ. से भाषा का शुद्ध रूप जानते हैं। (व्याकरण/कल्पना)
- च. हिंदी लिपि में लिखी जाती है। (रोमन/देवनागिरी)

❖ वर्ग-पहेली में कुछ भाषाओं के नाम छिपे हैं, उन्हें ढूँढ़कर लिखिए-

| | | | | | | |
|----|----|----|----|-----|-------|-------|
| पं | म | रा | ठी | ओ | | |
| जा | क | न | ड़ | ड़ि | | |
| बी | त | मि | ल | या | | |
| ते | लु | गु | ना | हिं | | |
| गु | ज | रा | ती | दी | | |

❖ खाली गोले में क्ष, त्र, ज्ञ, श्र लिखकर शब्द बनाओ और लिखिए-



क्ष -

त्र -

ज्ञ -

श्र -

❖ र में उ (रु) या ऊ (रू) की मात्रा लगाकर शब्द बनाइए-

रपया रमाल जररत रई

शुर गुर अमरद करणा

❖ शब्दों को सही वर्ग में लिखिए-

जहाज़, कर्तव्य, डमरू, पर्वत, नहर, मछली, झुमका, बहन,
घोंसला, ढेला, छतरी, दवाई, खिड़की, टकराना, तबला

कवर्ग

चवर्ग

टवर्ग

तवर्ग

पवर्ग

❖ गद्यांश को पढ़कर प्रश्नों के उत्तर लिखिए—

भारत की उत्तरी सीमा पर स्थित जम्मू व कश्मीर एक छोटा- सा राज्य है। यह राज्य अपनी प्राकृतिक सुन्दरता के लिए पूरे विश्व में प्रसिद्ध है। श्रीनगर इसी राज्य की राजधानी है। श्रीनगर झेलम नदी के दोनों तटों पर बसा बहुत सुन्दर शहर है। एक तट से दूसरे तट तक जाने के लिए झेलम नदी पर कई पुल बने हैं। श्रीनगर में एक बहुत बड़ी और बहुत सुन्दर झील है। इस झील का नाम 'डल झील' है।

(क) जम्मू व कश्मीर भारत की कौन-सी सीमा पर स्थित है ?

उ:- _____

(ख) श्रीनगर किस नदी के तट पर बसा है ?

उ:- _____

(ग) श्रीनगर किस राज्य की राजधानी है ?

उ:- _____

(घ) श्रीनगर में स्थित झील का नाम बताइए ?

उ:- _____

(ङ) गद्यांश में से कोई दो संज्ञा और विशेषण शब्द छांटकर लिखिए:-

उ:- _____

❖ चित्र वर्णन करिए -



❖ निम्न भाषाओं की लिपियों से मिलान करिए –

SCHOOL

गुरुमुखी

अश्वः

फारसी

هك ي ت ن و ف

रोमन

हस्तलिखित

देवनागरी



❖ निम्न शब्दों के वर्ण-विच्छेद करिए –

क्षमा – क् + ष् + अ + म् + आ


कक्षा – _____

क्षत्रिय – _____

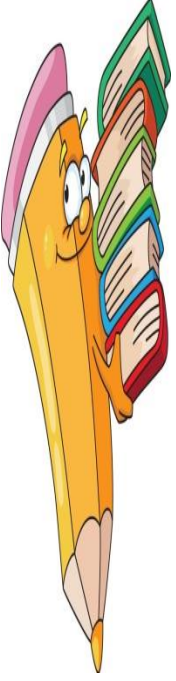
इच्छा – _____

श्रेष्ठ – _____

निश्चय – _____



❖ वर्ग-पहेली में से शब्द ढूँढकर समानार्थी शब्द लिखें -



| | | | | | |
|-----|------|------|----|------|-----|
| प्र | स | न्न | ता | प | र्व |
| भा | न्ना | | ला | री | |
| क | टा | | ब | क्षा | भा |
| र | ज | नी | | | गी |
| | अ | नि | वा | र्य | र |
| आ | वि | ष्का | र | | थी |
| | | | | | |



1. प्रसन्नता - उल्लास

2. _____

3. _____

4. _____

5. _____

6. _____

7. _____

8. _____

9. _____

10. _____

❖ निम्न वाक्यों में 'की' या 'कि' लगाकर वाक्य पूरा करिए –

1. यह पुस्तक अमित है।
2. रामू साइकिल बहुत तेज चलती है क्यों वह अभी नई है।
3. बच्चे धमाके आवाज सुनकर डर गए।
4. रानू मम्मी ने कहा खाने से पहले हाथ धो लिया करो।

❖ निम्नलिखित शब्दों से वाक्य बनाइए –

1. नीर (जल)–
नीड़ (घोंसला)–
2. शोक (दुख)–
शौक (चाव)–
3. दिन (दिवस)–
दीन (गरीब)–
4. अनिल (हवा)–
अनल (आग)–

❖ नीचे लिखे रंगीन शब्दों के लिए एक शब्द का प्रयोग करते हुए अनुच्छेद दुबारा लिखिए—

गाँधी जी सदा सत्य बोलते थे। वे मांस-मछली नहीं खाते थे। वे हमेशा अपने देश की बनी वस्तुओं का ही प्रयोग करते थे। वे ऐसे व्यक्ति थे, जिन्हें सभी प्यार करते थे। उन्होंने अपना जीवन चरित्र स्वयं लिखा, जो माई एक्सपैरिमेंट्स विद ट्रुथ के नाम से प्रसिद्ध है। वह दूसरों के साथ उपकार करते थे।

.....

.....

.....

.....

.....

.....

.....

.....

रचनात्मक कार्य

1.

शरीर को स्वस्थ रखने के लिए किए जाने वाले उपायों पर दस पंक्तियाँ लिखिए तथा स्वास्थ्य संबंधित चित्र ए-4 शीट पर लगाइए।

2.

किसी भी संत के कोई तीन दोहे ए-3 शीट पर लिखें। संत का चित्र व नाम भी लिखें।

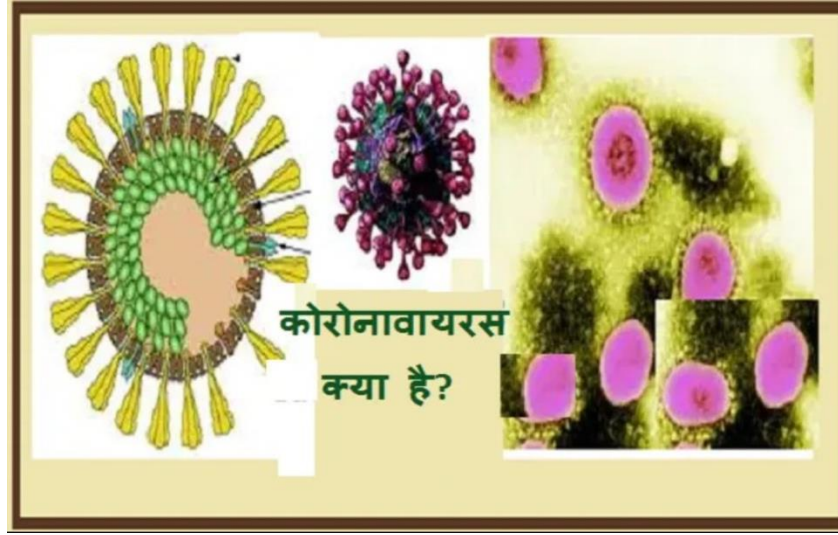
3.

हिंदी शब्दकोश बढ़ाने के लिए प्रतिदिन अखबार या पत्रिका पढ़िए। प्रतिदिन दो शब्द छाँटकर लिखिए व उनसे वाक्य भी बनाइए।
(लगभग 30 शब्द)

4.

कोरोना पर एक स्लोगन बनाइए व उसे चित्र द्वारा ए-3 शीट पर प्रदर्शित करिए।

कोरोना वायरस क्या है? इसके प्रकार, लक्षण व उपचार लिखिए—



प्रकार

लक्षण

उपचार



STOP CORONAVIRUS!

Écrivez votre nom. /Write your name. Je m'appelle _____

Fill in the blanks with the missing number.

| Sun. | Mon. | Tues. | Wed. | Thurs. | Fri. | Sat. |
|--------|------|----------|------|----------|--------|------|
| Un | | trois | | cinq | | sept |
| | neuf | | onze | | treize | |
| quinze | | dix-sept | | dix-neuf | | |
| | | | | | | |

Number Calendars

| Sun. | Mon. | Tues. | Wed. | Thurs. | Fri. | Sat. |
|------|------|-------|------|--------|------|------|
| | 2 | | 4 | | 6 | |
| 8 | | 10 | | 12 | | 14 |
| | 16 | | 18 | | 20 | |
| | | | | | | |

Q4.

Écrivez votre nom. /Write your name. Je m'appelle _____

Les numéros/The numbers

Use this word search puzzle to test the numbers that you have just learned. How many numbers can you find?

D E U X S A M T E A B M Q X F
V Q D C E L G Z R O A M I H W
Z M Y H P X R M R E C D Z H T
N B O V T O Z E B W I I D T R
M N K R T N Z Q C J C Z N X B
N H O R V Y C Q U A T R E Q H
Z I A S W Y B S E T J Z U U T
S U K V Q C T L I G S P I I E
Q E Z U O D E I X N K T U N N
F U E N U Y X Z X I E J Y Z M
L R J E P L I M I V U Z D E Z
R H X K U B S L J E E F N H B
R E A H F M V Z D X S G Y O L
Q J T Q D V B J R K U U P Z D
U Q G L T J G F I D S V U D W

CINQ, DEUX, DIX, HUIT, NEUF, ONZE, QUATORZE, QUATRE,

QUINZE, SEIZE, SEPT, SIX, TREIZE, TROIS, VINGT, ZERO

Q5.

Les Couleurs/The Colors

| English | French | Pronunciation |
|----------|------------|---------------|
| ☺ red | ☺ rouge | roozh |
| ☺ blue | ☺ bleu (e) | bluh |
| ☺ yellow | ☺ jaune | zhohn |
| ☺ green | ☺ vert (e) | vair |
| ☺ orange | ☺ orange | oh-rahn-zh |
| ☺ pink | ☺ rose | roh-z |
| ☺ black | ☺ noir (e) | nwahr |
| white | blanc (he) | blahn |
| ☺ gray | ☺ gris (e) | gree |
| ☺ brown | ☺ marron | mah-rohn |

Hint to the teacher:

When there is an (e) or (he) as in the word *blanc (he)* it is important to note that the word is spelled without the he when it is used as a masculine word and with the (he) when it is used as a feminine word. Example: **She has a white dress. Elle a une robe blanche. He is wearing white pants. Il porte un pantalon blanc.**

Écrivez votre nom. /Write your name. Je m'appelle _____

Les couleurs/The colors

Use this word search puzzle to find the colors that you have just learned.
How many colors can you find?

Y Z S H B R E D Z U Z K M N J
X C S W O H R I O N G W C B F
K E C S C O R A N G E N E H D
M N E N F A D S Y B A F T X A
E R A A L X E T I L E A K U Q
D L P W R N I T B R G Z D S J
B K Z K T C Q K R D G D F A R
H Z Y B U U U V V E U U U D V
M D O P N E R I O N V N R Z E
D A X Z B P P S Y R E U O E R
J U R E L L Y J N G E B U U T
V R G R I S E E R N H S G E C
C G V T O I F U H O L E E L R
D X S O A N Z T Z K Z B C B E
R L E U P U V T D Y J L M D P

BLANC
BLANCHE
BLEU
BLEUE
GRIS
GRISE
JAUNE
MARRON
NOIR
NOIRE
ORANGE

SUBJECT: SANSKRIT

1. दस फलों के नाम संस्कृत में लिखिए।
2. दस फूलों के नाम संस्कृत में लिखिए।
3. दस शरीर के अंगों के नाम संस्कृत में लिखिए।
4. दस पक्षियों के नाम संस्कृत में लिखिए।
5. दस पशुओं के नाम संस्कृत में लिखिए।
6. पाँच रंगों के नाम संस्कृत में लिखिए।
7. दस दैनिक जीवन में उपयोग होने वाली वस्तुओं के नाम लिखिए।
8. धातु रूप-लिख, क्रीड (लटलकार, लृटलकार) में लिखिए।
9. शब्द रूप-अज, राम (पुल्लिंग), लता, नदी (स्त्रीलिंग) फल, वस्त्र (नपुसंकलिंग) संस्कृत में लिखिए।
10. संस्कृत वर्णमाला परिचय का चार्ट तैयार करना है।

7:44 PM ✓✓

Apart from Subject related homework students are advised to do the following:

1. Practice

English-cursive handwriting, Hindi -Sulekhmala -two pages everyday.(classes I, II & III)

2. Learn " Tables" from 2 to 20 and revise daily.

3. Make a poster with few slogans and one-liners on the topic "Experience during lockdown - Covid 19".

4. Draw a poster on A4 size sheet on any of the topic -

(a) Planet Earth during Covid 19.

(b) I miss going to school.

5. Make a "Thank you card" with a message for the brave fighters of Covid 19 who helped us to stay safe i.e., the doctors & policeman.

6. Best out of waste

Make any one useful thing from any waste material in the house.

Note- All the students will be awarded marks on the above activities on re- opening of school. Best entry on poster from each class will be awarded prize.

Regards,
Stay home, stay safe."

**“ LOOKING FORWARD TO GREET YOU AFTER HOLIDAYS AT
COVID-19 FREE BLS CAMPUS ”**