



**BLS**  
**WORLD SCHOOL**

विद्या सर्वार्थ सिद्धये | EDUCATION FOR LIFE

SECTOR 16, GREATER NOIDA WEST. (U.P)



HOLIDAY

HOMEWORK

CLASS 1

SESSION 2021-22



Summer Vacation is probably the best time of the year for you all; it's time for loads of fun, though we can't go out but getting pampered to no end and of course bonding with distant cousins can be done virtually.

School is fun too, with learning happening at all times, summer vacation can also be a time for learning with lots of activities around.

Here are a few tasks for you to complete during the vacation. Do remember to complete the given tasks after reading them carefully.

**Some Tips to make this holiday special:**

- Have a family dinner every day of the holidays.
- Play board games with your parents and siblings and show them who is the smartest.



Spend some quality time with an elderly person in the family



# Practice Daily!!!

Use these phrases in day to day life: -

- Good Morning!
- How are you?
- I am fine, thank you.
- May I come in?
- May I go to the washroom?
- May I wash my hands?
- May I drink water?
- May I have my lunch?
- Thank you.
- You are welcome



Be a good and responsible child and do the following:

- Help your parents at home by putting your things in place .
- Listen to your elders .
- Avoid playing in the sun .
- Drink plenty of fluids like water, juice etc .



# Happy FATHER'S Day



"Let's take the time  
to say "Thanks, Dad.  
I'm glad you're mine.  
You are my 'Super Hero'."



**Father's Day Activity**- Children can do any one of the following activities to gift their father on this special day.

- Paper trophy
- Badge using fan folding
- A card

For your reference-



**Special Moments** - Click some pictures for memory and paste them on A4 size sheets.

<https://www.youtube.com/watch?v=irKjE026fjQ>

[https://www.youtube.com/watch?v=e\\_k2wKsX0xs](https://www.youtube.com/watch?v=e_k2wKsX0xs)

**HAPPY FATHER'S DAY TO ALL THE HEROS OF OUR LIFE!**

Decorate the Joker with colourful origami sheets as given below.



## SUBJECT: ENGLISH

Read the passage and answer the questions by highlighting the evidence.



I see a dog  
The dog is on the mat .  
The dog wants to play with cat.  
It has a big cap .  
The dog likes to eat ham.

★ What do I see ?

(1) a bug



(2) a dog



(3) a rat



★ Where is the dog ?

(1) in the box



(2) in the tub



(3) on the mat



★ What does dog eat?

(1) a bun



(2) a ham



(3) the jam



## ACTIVITY



### Rhyming Words

"Match the Pairs". Find two words that rhyme and do finger printing in them with the same colour.



Note\* Practice English-cursive handwriting one page every day.

## ACTIVITY

### IT'S STORY TIME

*Follow the given steps and create your own family puppets.*

#### Material Required

- Disposable spoons (wooden) as per the number of family members.
- Colorful paper
- Wool of different colors.
- Googly eyes
- Fevicol / glue stick
- Child friendly scissors
- Black marker / black sketch pen
- Small pot / any old mug



#### Method:

- Paste googly eyes on the spoon.
- Use black sketch pen / marker to draw facial features.
- Paste wool on the spoon to make hair.
- Cut the colored sheet in different shapes to make the body and dress of family members. (As shown in the picture).
- Cover the pot / old mug with colored sheets and decorate it.
- Place all the stick puppets in this pot.
- Count and write the number of family members on the pot.
- Learn any incident / real story of your family and narrate it.



**SUBJECT: HINDI**

शब्दों को उनके चित्र से मिलाओ



छाता

बादल

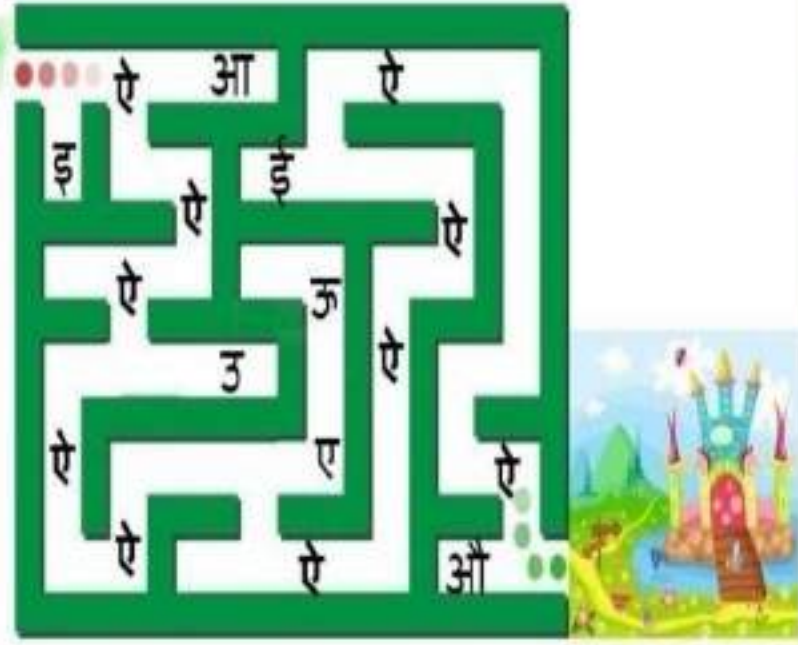
कान

गाजर

ताला

## ACTIVITY

केवल 'ऐ' वर्ण पर कदम रखते हुए ऐश्वर्या परी को परीलोक पहुँचाओ।



























आपको खाने में क्या-क्या पसंद है, लिखिए-



Note\*Practice Hindi -Rangoli Sulekh one pageevery day

SUBJECT: MATH

*Write before, after & between numbers*



# BEFORE & AFTER

Write the numbers that come before  
and after the number in the middle.

8	9	10
---	---	----

	6	
--	---	--

	3	
--	---	--

	5	
--	---	--

	7	
--	---	--

	7	
--	---	--

	8	
--	---	--


	6	
--	---	--

	9	
--	---	--

	4	
--	---	--

# ACTIVITY

Find 5 differences and circle them



Learn "Tables" from (2 to 4) and revise daily.

$2 \times 2$     $2 \times 3$     $2 \times 4$   
 $2 \times 5$     **$2 \times 1$**   
**2**  
 $2 \times 8$   
 $2 \times 9$     $2 \times 12$

$\times 3$   
 Multiplication table

BYJU'S  
 The Learning App

**TABLE OF 4**  
 $4 \times 1 = 4$     $4 \times 6 = 24$   
 $4 \times 2 = 8$     $4 \times 7 = 28$   
 $4 \times 3 = 12$     $4 \times 8 = 32$   
 $4 \times 4 = 16$     $4 \times 9 = 36$   
 $4 \times 5 = 20$     $4 \times 10 = 40$

**SUBJECT: EVS**

**Which Foods are Healthy?**


Tick the Healthy food items.



## ACTIVITY

  
**SUMMER**

Make a Family Tree by pasting picture of yourself  
In the centre and of your Grandparents, Parents,  
Brother, Sisters and cousins.



*My Family Tree*

Subject: Computer Science

Colour the machines in the picture. Fill in the missing letters to complete the names.



A R



V E N



I X I E



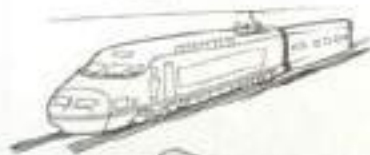
R I N T E R



T R  C K



E L E P H O N E



N G I N E

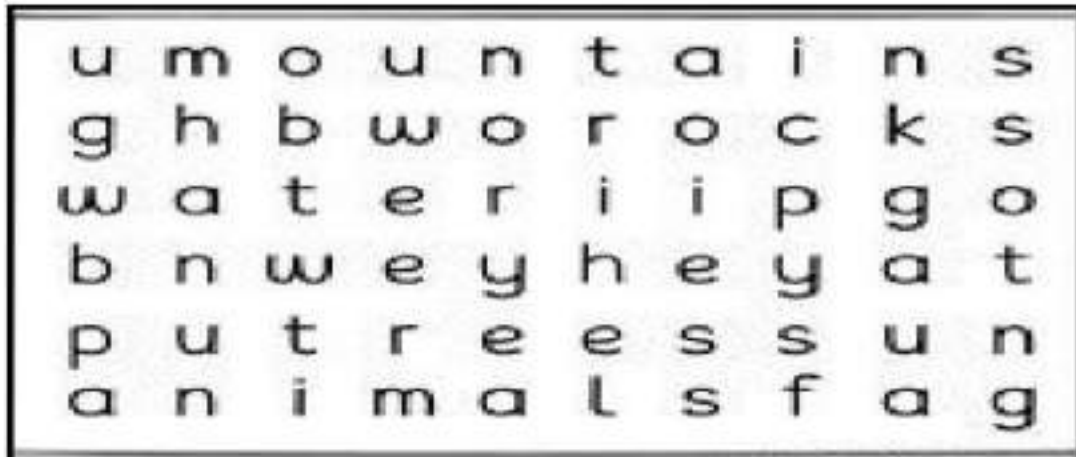


O O M H E A T E R

Write the alphabets you used: \_\_\_\_\_

Q2

Find the hidden natural things from the word search.



Trees    Mountains    Water    Animals    Sun    Rocks

3. Write 'I' for machines found inside the house. Write 'O' for machines found outside the house.



**Activity:** Collect pictures of different types of computers Desktop, Laptop, Smartphone, Tablet etc. and paste it on a coloured A4 sheet. Write heading at the top of sheet as “Types of Computer” and put a nice border along the edges.

## Explore the links given below: -

- **Link for Story Books Reading-**

<https://www.google.com/amp/s/parenting.firstcry.com/articles/top-20-short-moral-stories-for-children/%3famp>

- **Link for exploring Mother Nature-**

<https://www.youtube.com/watch?v=-oWT9m7iNv0>

- **Link for increasing Mental Ability-**

<https://www.liveworksheets.com/worksheets/en/Math>

**\*Note-\***

- Holiday Homework needs to be done in neat handwriting.
- Activities should be presented beautifully with excellent creativity.
- Holiday Homework is mandatory to be done by all the students within the stipulated time.
- Students who won't be able to take out the print out of the Holiday Homework can do it *\*in the notebook\** only by mentioning the question no. and writing the answers.
- Holiday Homework will be evaluated in overall result.

***HAPPY HOLIDAYS!!!***